



CATALOGUE 2024.

SMARTMOTION® // REASON TO RIDE



↳ www.smartmotionbikes.com







Index.

Our mission	2
--------------------	---

Freedom	
Xcity Neo Gen5	4
Xcity Neo Gen6	6
Xurban	8
Xcity neo 24	10

Transit	
Pacer 48	12
Pacer GT	14
Midcity	16
E-20 Step thru	18

Trail	
Hypersonic	20
Catalyst	22
Xcapade	24

EMTB	
XPLORE	26

Geometry	28
-----------------	----

Distributors	32
---------------------	----

Our mission.



At our core, we've always believed in improving people's life by making cycling more *accessible & enjoyable*.

Our bikes are thoughtfully designed to empower you to get out and experience the world, whether you're a seasoned rider or haven't been on a bike in decades.

That's why our team is dedicated to creating bikes that are as comfortable and easy to ride as they are stylish and reliable. With our bikes, you can rediscover the joy of cycling and embrace a healthier, happier lifestyle.

We want you to feel the wind in your hair, the sun on your face and the freedom, that comes from exploring your surroundings on two wheels.





We understand that people value *versatility & accessibility* when it comes to e-bikes.

Which is why our core models are designed to cater to a wide range of uses, from leisurely rail trails to bustling city streets.

With our commitment to quality and attention to detail, you can be confident that our bikes will provide a smooth, reliable and enjoyable ride every time.

**Smartmotion is
here to find your
reason to ride.**

X-city^{neo} Gen5

- ▶ The X-City neo Gen5 is the Smartmotion's all-time best selling electric bike, featuring an integrated battery and more added features to help you to experience the very best of cycling from the ease and comfort of your X-City neo's saddle.



AVAILABLE COLORS



Teal



Sand



Military Green



576 WATTS



120 KM IN
ECO MODE



250W MOTOR
80NM TORQUE



36V 2A
CHARGER



27,5"
WHEEL SIZE



FULL
MUDGUARDS




















CONSOLE



5 LEVEL
PEDAL ASSIST

// SPECIFICATIONS

- ▶ Whether you are a novice rider or seasoned e-biker, the X-City neo was designed with ease of use and comfort in mind. The dp motor system integrates two types of sensors to adapt to your riding style, and includes an auxiliary throttle which can provide power on demand.

 BATTERY	Downtube-mounted 36V16Ah "Sleek" advanced lithium-ion battery – superior weatherproofing. Max to a range of 100KM.	 RIM	27.5" 36H MT35 deep dish rims.
 RACK	Heavy duty rear rack, with 13.5mm rails and elastic for luggage. 25kg load rated.	 DISPLAY PANEL	Centre-mounted C800 colour LCD console with 5 level Pedal assist, trip meter, Pedaling RPM.
 BRAKE	Tektro dual piston hydraulic disc brakes, with 180mm rotors.	 LIGHT	Integrated front and rear light system, with large rear-facing red LED strips powered from the main battery
 GEARS	SHIMANO 9 speed derailleur & shifter with 11-36T wide-range cassette.	 SEAT	Selle-Royale Comfort seat, telescopic suspension seat-post.
 FRAME	Reinforced 6061 alloy low-step frame with reinforcing parallel top-tube and internal cable routing. Rear-mounted adjustable kickstand.	 CABLES	Marine-rated Anerma cables and plugs on all components for simple and quick servicing/replacement.
 HANDLE BAR	Semi 'cow-horn' comfort tapered 660mm handlebars for relaxed, upright ride posture. Adjustable 110mm headset, adjustable height and reach for different ride styles.	 MOTOR	DP compact, high torque mid-motor 36V 250W 85N.m, with 40T narrow-wide chain ring with splined direct mount.
 FORK	SR Suntour XCM 100mm suspension forks.	 OPERATION	Torque and Cadence sensor plus throttle.
 MUDGUARD	Polypropylene wide - guards with heavy duty stays.	 WARRANTY	2 year warranty on battery and motor, 3 year on frame, 12 months on all other components.
 TYRE	Schwalbe 27.5x2.25 Smart sam.		

X-city^{neo} Gen6

- ▶ X-City neo Gen6 is the new version of Xcity series. With the new weld-free downtube & motor-mount technology, now your Xcity is more elegant and strong than ever before.




















<p>AVAILABLE COLORS</p> <p>● Teal ● Powder blue ● Aqua Green</p>	<p>🔋 720 WATTS</p> <p>⚙️ 250W MOTOR 75NM TORQUE</p>	<p>🚲 258 KM IN ECO MODE</p> <p>⚡ 42V 4A FAST CHARGER</p>	<p>🛞 27,5" WHEEL SIZE</p> <p>🛞 FULL MUDGUARDS</p>	<p>📺 LCD CONSOLE</p> <p>🦶 5 LEVEL PEDAL ASSIST</p>
---	---	--	---	--

// SPECIFICATIONS

- ▶ The MOTINOVA motor system provides smooth and silent riding experience. The same smart mode that was so well priced on the hupersonic has been introduced to the Xcity

too,which offers a hand-free electric power assist mode. Choose Sport/Tour smart mode, enjoy your ride!

 BATTERY	Downtube-mounted 36V 20Ah "Sleek Plus" advanced lithium-ion battery – superior weatherproofing.	 RIM	27.5"Alloy double wall rims.
 RACK	Heavy duty rear rack,luggage. 25kg load rated.	 DISPLAY PANEL	Stem-mounted full color LCD console with 5 level pedal assist.
 BRAKE	SHIMANO M200 hydraulic disc brakes with 180mm rotors.	 LIGHT	Integrated front and rear light system, powered from the main battery.
 GEARS	9-speed SHIMANO Alivio derailleur/shifter, 11-36T cassette.	 SEAT	Velo Vacuum seat with suspension seatpost.
 FRAME	Reinforced 6061 alloy low-step frame with internal cable routing.Rear-mounted adjustable kickstand.	 CABLES	Marine-rated Anerma cables and plugs on all components for simple and quick servicing/replacement.
 HANDLE BAR	Semi 'cow-horn' comfort tapered 660mm handlebars for relaxed, upright ride posture. Adjustable 110mm headset, adjustable height and reach for different ride styles.	 MOTOR	MOTINOVA mid-drive 250w with CANBus.
 FORK	SF21 XCM-ATB suspension fork, 100mm travel.	 OPERATION	Torque sensor with Smart mode, throttle optional (not included).
 MUDGUARD	Polypropylene wide - guards with heavy duty stays.	 WARRANTY	2 year warranty on battery and motor, 3 year on frame, 12 months on all other components.
 TYRE	Schwalbe 27.5x2.25 Smart sam.		

X-Urban

- ▶ The perfect companion to the X-City neo: the X-Urban is built around the same DP motor and battery system, but offers a more forward and dynamic riding position, offering more control in difficult terrain.



AVAILABLE COLORS



Teal



Sand



Military Green



576 WATTS



120 KM IN
ECO MODE



250W MOTOR
80NM TORQUE



36V 2A
CHARGER



27,5"
WHEEL SIZE



FULL
MUDGUARDS




















CONSOLE



5 LEVEL
PEDAL ASSIST

// SPECIFICATIONS

- ▶ The X-Urban can double as a light-duty mountain bike, owing to its rigid frame, wide tyres and suspension fork, delivering a premium riding experience.

 BATTERY	Downtube-mounted 36V16Ah "Sleek" advanced lithium-ion battery – superior weatherproofing. Up to a range of 100KM.	 RIM	27.5" 36H MT35 deep dish rims.
 RACK	Heavy duty rear rack, with 13.5mm rails and elastic for luggage. 25kg load rated.	 DISPLAY PANEL	Centre-mounted C800 colour LCD console with 5 level Pedal assist, trip meter, Pedaling RPM.
 BRAKE	Tektro dual piston hydraulic disc brakes, with 180mm rotors.	 LIGHT	Integrated front and rear light system, with large rear-facing red LED strips powered from the main battery
 GEARS	SHIMANO 9 speed 11-36T wide-range cassette with derailleur & shifter.	 SEAT	Selle-Royale Comfort seat, telescopic suspension seat-post.
 FRAME	Reinforced 6061 alloy low-step frame with reinforcing parallel top-tube and internal cable routing. Rear-mounted adjustable kickstand.	 CABLES	Marine-rated Anerma cables and plugs on all components for simple and quick servicing/replacement.
 HANDLE BAR	Straight tapered 740mm handlebars with rigid stem	 MOTOR	DP compact, high torque mid-motor 36V 250W 85N.m, with 40T narrow-wide chain ring with splined direct mount.
 FORK	SR Suntour XCM 100mm suspension forks.	 OPERATION	Torque and Cadence sensor plus throttle.
 MUDGUARD	Polypropylene wide - guards with heavy duty stays.	 WARRANTY	2 year warranty on battery and motor, 3 year on frame, 12 months on all other components.
 TYRE	Schwalbe 27.5x2.25 Smart sam.		

X-city neo 24

- ▶ In a category of its own, the X-City neo 24 is a uniquely petite step-through e-bike designed for riders who are of a smaller height and build. Instead of offering XS frame sizes of the larger-wheel bikes, the X-City neo 24 adopts the 24" wheel to achieve minimum saddle height and proportions.



AVAILABLE COLORS



Teal



432 WATTS



100 KM IN
ECO MODE



250W MOTOR
80NM TORQUE



36V 2A
CHARGER



24"
WHEEL SIZE



FULL
MUDGUARDS




















CONSOLE



5 LEVEL
PEDAL ASSIST

// SPECIFICATIONS

- ▶ Whether you are a novice rider or seasoned e-biker, the X-City neo 24 was designed with ease of use and comfort in mind. The DP motor system integrates two types of sensors to adapt to your riding style, and includes an auxiliary throttle which can provide power on demand.

 BATTERY	36v12.8Ah advanced lithium-ion battery – superior weatherproofing. Up to a range of 70KM.	 RIM	24" double wall alloy rim.
 RACK	Heavy duty rear rack with elastic for luggage.	 DISPLAY PANEL	Centre-mounted C800 colour LCD console with 5 level Pedal assist, trip meter, Pedaling RPM.
 BRAKE	Tektro dual piston hydraulic disc brakes, with 180mm rotors.	 LIGHT	Integrated front and rear light system,
 GEARS	SHIMANO9 speed derailleur & shifter with 11-36T wide-range cassette.	 SEAT	Smartmotion comfortable Seat.
 FRAME	Reinforced alloy low-step, internal cable routing. Centre-mounted adjustable kickstand.	 CABLES	Water resistant cable plugs on all components for simple and quick servicing / replacement.
 HANDLE BAR	Semi 'cow-horn' comfort tapered 660mm handlebars for relaxed, upright ride posture.	 MOTOR	DP High torque mid-motor with 40T narrow-wide direct mount. 36V 250W 85N.m.
 FORK	RST Gila 80mm alloy suspensions forks.	 OPERATION	Torque and Cadence sensor plus throttle.
 MUDGUARD	Polypropylene guards with heavy duty stays.	 WARRANTY	2 year warranty on battery and motor, 3 year on frame, 12 months on all other components.
 TYRE	Schwalbe Smart Sam 24x2.35, 50psi.		

PACER⁴⁸

- ▶ Prepare to attack the streets with the ultimate commuter e-bike. Being an early innovation of Smartmotion - the original Pacer is now reinvented with an all-new 48 volt system, providing more power, higher top speed and upgraded electronics.



AVAILABLE COLORS



Midnight Blue



White



614 WATTS



100 KM IN
ECO MODE



500W MOTOR
45NM TORQUE



48V 2A
CHARGER



27,5"
WHEEL SIZE



FULL
MUDGUARDS




















CONSOLE



5 LEVEL
PEDAL ASSIST

// SPECIFICATIONS

- ▶ The year 2018, Smartmotion brings a bunch of firsts to your e-bike world. Designed for commuting, touring or your daily get about. Lightsaver system incorporated and other great features like high capacity rear carrier, USB charging, chain guard and kick stand.

 BATTERY	48V – 12.8Ah LG-cells advanced integrated lithium ion battery - superior weatherproofing. Up to a range of 70KM.	 RIM	27.5" 36H MT35 deep dish rims.
 RACK	Heavy duty rear rack with elastic band for securing luggage.	 DISPLAY PANEL	Integrated flush mounted C800S HD colour LCD display.
 BRAKE	Tektro dual piston hydraulic disc brakes, with dual 180mm rotors.	 LIGHT	High-viz Front and rear LED strip lights,
 GEARS	9-speed Shimano ALIVIO derailleur / shifter, Sunrace 11-36T cassette.	 SEAT	Smartmotion Enduro Saddle.
 FRAME	Ultra-rigid hydroformed frame with tapered headtube and integrated display.	 CABLES	Juliet waterproof plugs, heavy duty nylon cables.
 HANDLE BAR	31.8mm tapered bar, 700mm width, 30mm rise.	 MOTOR	DAPU High-Torque 36V 300W rear hub brushless motor.
 FORK	Hydroformed alloy bladed fork.	 OPERATION	Cadence sensor, throttle compatible.
 MUDGUARD	Polypropylene guards with heavy duty stainless steel stay.	 WARRANTY	2 year warranty on battery and motor, 3 year on frame, 12 months on all other components.
 TYRE	27.5 x 2.0 Schwalbe Big Ben tyre.		

PACER^{GT}


















- ▶ The Pacer GT redefines smooth. All the commuting features of the popular Pacer, with a silent, silky smooth ride. Pacer GT provides belt drive system option, makes rider even more smooth and quite.



AVAILABLE COLORS ○ White	532 WATTS 250W MOTOR 75NM TORQUE	100 KM IN ECO MODE 36V 2A CHARGER	27,5" WHEEL SIZE FULL MUDGUARDS	LCD CONSOLE 5 LEVEL PEDAL ASSIST
--	--	--	--	--

// SPECIFICATIONS

- ▶ Pacer GT has all the good qualities that Pacer was praised for, with ultimate Bafang Maxdrive motor and smooth drive system, pacer GT really smashed the market.

 BATTERY	Downtube-mounted 36v 14.5Ah advanced lithium-ion battery – superior weatherproofing. Up to a range of 80KM.	 RIM	27.5" Alloy double wall rims.
 RACK	Heavy duty rear rack, with 13.5mm rails and elastic for luggage. 25kg load rated.	 DISPLAY PANEL	Integrated flush mounted C800S HD colour LCD display.
 BRAKE	Tektro dual piston hydraulic disc brakes, with dual 180mm rotors.	 LIGHT	Integrated front and rear light system.
 GEARS	Shimano Alfine 8-speed rear hub with Shimano shifter.	 SEAT	Comfort seat, with seat-post.
 FRAME	Reinforced Folding 6061 alloy frame with internal cable routing. Rear-mounted adjustable kickstand.	 CABLES	Marine-rated Anerma cables and plugs on all components for simple and quick servicing/replacement.
 HANDLE BAR	Straight tapered 740mm handlebars for relaxed, upright ride posture.	 MOTOR	Bafang compact 36V 250W mid drive motor .
 FORK	Smartmotion Rigid Fork.	 OPERATION	Torque and cadence sensor plus throttle.
 MUDGUARD	Polypropylene guards with heavy duty stays.	 WARRANTY	2 year warranty on battery and motor, 3 year on frame, 12 months other parts.
 TYRE	Schwalbe 27.5x2.0 Big ben.		

mid. city


















- ▶ Everything you have come to love about the E-City only mid drive! Easy to ride with unstoppable hill climbing and fantastic top speed. Super comfortable up-right seating position, low step over height, plush suspended seat.



<p>AVAILABLE COLORS</p> <p> ● Red ● Black ○ White </p>	<p>  561 WATTS  250W MOTOR 80NM TORQUE </p>	<p>  100 KM IN ECO MODE  36V 2A CHARGER </p>	<p>  27,5" WHEEL SIZE  FULL MUDGUARDS </p>	<p>  CONSOLE  5 LEVEL PEDAL ASSIST </p>
--	--	---	---	--

// SPECIFICATIONS

- ▶ Cruise the streets, commute, shop, explore. The Mid-City is ease, style and performance in one stunning electric bike.

 BATTERY	36V – 15.6Ah Samsung advanced integrated lithium ion battery - superior weatherproofing. Up to a range of 100Km.	 RIM	27.5" 36H MT35 deep dish rims.
 RACK	Heavy duty rear rack with elastic band for securing luggage.	 DISPLAY PANEL	Integrated flush mounted LCD display.
 BRAKE	Tektro dual piston hydraulic disc brakes, with dual 180mm rotors.	 LIGHT	High-viz Front and rear LED strip lights,
 GEARS	SHIMANO 8-speed derailleur / shifter, 11-34T cassette.	 SEAT	Smartmotion comfortable Saddle.
 FRAME	Ultra-rigid step-thru hydroformed alloy frame with tapered headtube.	 CABLES	Juliet waterproof plugs, heavy duty nylon cables.
 HANDLE BAR	Semi 'cow-horn' comfort tapered 660mm handlebars for relaxed, upright ride posture.	 MOTOR	DP High-Torque 36v 250W 85N.m mid-drive brushless motor.
 FORK	SR Suntour XCM 80mm suspension forks.	 OPERATION	Torque and cadence sensor, throttle compatible.
 MUDGUARD	Polypropylene guards with heavy duty stainless steel stay.	 WARRANTY	2 year warranty on battery and motor, 3 year on frame, 12 months on all other components.
 TYRE	27.5 x 2.0 Schwalbe Big Ben tyre.		




















- ▶ Smartmotion's all-new E-20 is a compact folding electric bike that accommodates to those who need to stow their bike in tiny places.



AVAILABLE COLORS ● Blue ○ White ● Red	460 WATTS 250W MOTOR 30NM TORQUE	70 KM IN ECO MODE 36V 2A CHARGER	20" WHEEL SIZE FULL MUDGUARDS	CONSOLE 5 LEVEL PEDAL ASSIST
---	--	---	--	--

// SPECIFICATIONS

- ▶ Whether it's the boot, boat or box - the E-20's ease of storage and transport makes this bike unique and handy. The low-step frame also makes the E-20 easy to access and ride, and is perfect for short distance commutes and adventures where compactness is a benefit and very practical.

 BATTERY	Downtube-mounted 36v 12.8Ah advanced lithium-ion battery – superior weatherproofing.	 RIM	20" double wall alloy rims.
 RACK	Heavy duty rear rack, with 13.5mm rails and elastic for luggage. 15kg load rated.	 DISPLAY PANEL	Centre-mounted LCD display console with 5 levels of pedal assist, trip meter.
 BRAKE	Front and rear Disc brakes, with 160mm rotors.	 LIGHT	Integrated front and rear light system.
 GEARS	SHIMANO 7-speed 14-28T cassette with SHIMANO derailleur & shifter.	 SEAT	Comfort seat,
 FRAME	Reinforced Folding 6061 alloy frame with internal cable routing. Rear-mounted adjustable kickstand.	 CABLES	Marine-rated Anerma cables and plugs on all components for simple and quick servicing/replacement.
 HANDLE BAR	Folding, pitch and height adjustable.	 MOTOR	Lightweight 250W hub-motor .
 FORK	Rigid Fork, 40mm suspension fork for option.	 OPERATION	Candence sensor plus throttle.
 MUDGUARD	Polypropylene guards with heavy duty stays.	 WARRANTY	2 year warranty on battery and motor, 3 year on frame, 12 months on all other components.
 TYRE	Innova 20 x 2.0 street tyre.		

hyper SONIC


- ▶ Smartmotion Hypersonic model carries this philosophy to a new level. The Hypersonic XC trail bike is optimized to bring you premium performance and character while delivering maximum possible value.



AVAILABLE COLORS

● Black/Grey

● Blue


 576WH

 100KM

 250W MOTOR
75NM TORQUE

 36V 4A FAST
CHARGER

 27.5*2.6
WHEEL SIZE



















 MUDGUARDS
FOR OPTION

 LCD CONSOLE

 7 LEVEL
PEDAL ASSIST

// SPECIFICATIONS

- ▶ Featuring fully customizable plush air forks and rear shock, 11-speed low-ratio gearing and powerful MOTINOVA mid-drive motor, the Hypersonic is designed to offer you a premium experience while meeting the budget.

 BATTERY	36V 16Ah/575Wh Frame-integrated with CANBus. Up to a range of 80KM.	 HANDLE BAR	Alloy MTB Handlebar 780mm x 22.2mm outer diameter, 31.8mm inner diameter, 30mm rise.
 BRAKE	Tektro dual piston Hydraulic Brake with 180mm rotors.	 FORK	Smartmotion 140mm travel air suspension fork with rebound and air lockout adjustment.
 CHAIN WHEEL	18T narrow wide alloy chainwheel with 170mm crank	 TYRE	Schwable Nobby Nic 27.5x2.6" MTB tyre
 GEARS	Sunshine 11-50T 11-speed cassette.	 RIM	Black aluminium 27.5" double wall rim.
 STEM	Front load 28.6x50x31.8mm, H=45mm.	 DERAILLEUR	Ittwo RD-A11-X CS50T 11-speed derailleur and shifter.
 HUB	Alloy double sealed bearing 15X13GX36HX110W with thru-axle	 DISPLAY PANEL	Multifunction full colour LCD system including cadence rpm, speed, avg speed, max speed, trip, battery level, Temperature of motor and battery.
 SHOCK	Exaform 588RL 190x50mm air shock, 50mm travel with rebound and lockout.	 MOTOR	MOTINOVA mid-drive 36v 250w 75N.m with CANBus.
 FRAME	27.5" soft tail aluminium frame, 16", 18" and 20" frame size options.	 OPERATION	Torque sensor with Smart mode, throttle optional (not included).
 SEAT	Smartmotion Enduro Saddle. 31.6mm Seat Post.	 WARRANTY	2 year warranty on battery and motor, 3 year on frame, 12 months other parts.

CATALYST



















- ▶ Designed in New Zealand by avid cyclists with the dream to integrate new technology and a great ride into one amazing bike



AVAILABLE COLORS ● Midnight Blue	576WH 500W MOTOR 45NM TORQUE	100KM 36V 4A FAST CHARGER	27.5*2.6 WHEEL SIZE MUDGUARDS FOR OPTION	LCD CONSOLE 5 LEVEL PEDAL ASSIST
--	--	-------------------------------------	---	--

// SPECIFICATIONS

- ▶ The catalyst is specified to be a real mountain bike. Geometry, gear and suspension chosen to give a responsive ride. Time to make the ride up as gun as the ride down! Let the catalyst be your reason to ride again!

 BATTERY	48V 12.8Ah/615Wh Frame-mounted sport battery. Up to a range of 70Km.	 HANDLE BAR	Alloy MTB Handlebar 31.8mm x 720mm 30mm rise.
 BRAKE	Magura MT4E Hydraulic Brake with 180mm rotors.	 FORK	SR suntour XCM 120mm travel, coil adjuster, lock out function.
 CHAIN WHEEL	42T narrow wide alloy with 170mm crank	 TYRE	Schwable Nobby Nic 27.5x2.25" MTB tyre
 GEARS	SHIMANO 12-36T 9-speed cassette.	 RIM	MT MTSC35D Black aluminium 27.5" rim.
 STEM	Front load 28.6x41.8-52x39.8mm,	 DERAILLEUR	SHIMANO 9-speed alloy derailleur and shifter.
 HUB	Quanta KT-SN3F	 DISPLAY PANEL	Multifunction full colour LCD system including cadence rpm, speed, avg speed, max speed, trip, battery level.
 CHAIN	X9 Sport.	 MOTOR	High torque brushless 48v 300W hub motor.
 FRAME	27.5" Low step aluminium frame with integrated controller and LCD.	 OPERATION	Cadence sensor, throttle compatible.
 SEAT	Smartmotion Enduro Saddle. 31.6mm Seat Post.	 WARRANTY	2 year warranty on battery and motor, 3 year on frame, 12 months other parts.

Xcapade

- ▶ With the Xcapade, the Smartmotion development team strived to maximise our Mountain biking design skills to strike the perfect balance of comfortable riding and off-road level quality.




















AVAILABLE COLORS Teal Powder blue Aqua Green Nardo Grey	720 WATTS 250W MOTOR 75NM TORQUE	258 KM IN ECO MODE 42V 4A FAST CHARGER	27,5" WHEEL SIZE FULL MUDGUARDS	CONSOLE 5 LEVEL PEDAL ASSIST
---	--	---	--	------------------------------------

// SPECIFICATIONS

- ▶ The Xcapade continues the Xcity neo's classic low step-through mid-motor design, but with integrated rear suspension via a 165/38mm shock creatively built into the rear of the seat tube, utilizing weld-free technology. We integrated the pivot base seamlessly with the seat tube to enhance the visual flow of the frame. Our one-piece, weld free down tube & motor mount

design increases strength while reducing the amount of frame distortion caused by welding. The Xcapade sets a new standard for comfort adventure biking. The 720wh battery integrated into the downtube extends range and peak power available to the super quiet and efficient, Smart mode capable motor for an intuitive riding experience.

 BATTERY	Downtube-mounted 36V 20Ah "Sleek Plus" advanced lithium-ion battery – superior weatherproofing.	 RIM	27.5" 36H MT35 deep dish rims.
 RACK	Heavy duty rear rack, luggage. 25kg load rated.	 DISPLAY PANEL	Stem-mounted color LCD console with 5 level pedal assist.
 BRAKE	SHIMANO hydraulic disc brakes with 180mm rotors.	 LIGHT	Integrated front and rear light system, powered from the main battery.
 GEARS	11 speed 11-50T wide-range cassette with derailleur & shifter.	 SEAT	Velo Vacuum seat with dropper.
 FRAME	Reinforced 6061 alloy low-step frame with integrated rear suspension and internal cable routing. Rear-mounted adjustable kickstand.	 CABLES	Marine-rated Anerma cables and plugs on all components for simple and quick servicing/replacement.
 HANDLE BAR	Alloy MTB straight tapered 740mm handlebars, with LCD-integrated Stem.	 MOTOR	MOTINOVA Volans plus mid-drive 250w 75Nm with CANBus
 FORK	SR Suntour XCR32-Air 120mm travel suspension fork.	 OPERATION	Torque sensor plus throttle.
 MUDGUARD	Polypropylene wide - guards with heavy duty stays.	 WARRANTY	2 year warranty on battery and motor, 3 year on frame, 12 months on all other components.
 TYRE	CST 27.5x2.25 Tall-wall tyre		


XPLORE

- ▶ The new Xplore is designed with *light weight* as the core requirement, with a low overall mass of 20KG, just the weight of an ordinary soft tail mountain bike but with a full set of electrical power assist system.




AVAILABLE COLORS

- Yellow
- Carbon black
- Dazzing grey

 720WH / 360WH FOR STANDARD

 UP TO 140KM

 279*2.6 WHEEL SIZE

 CONSOLE

 250W MOTOR 75NM TORQUE



















 10AH / 15AH / 20 AH FOR OPTION

 4 LEVEL PEDAL ASSIST

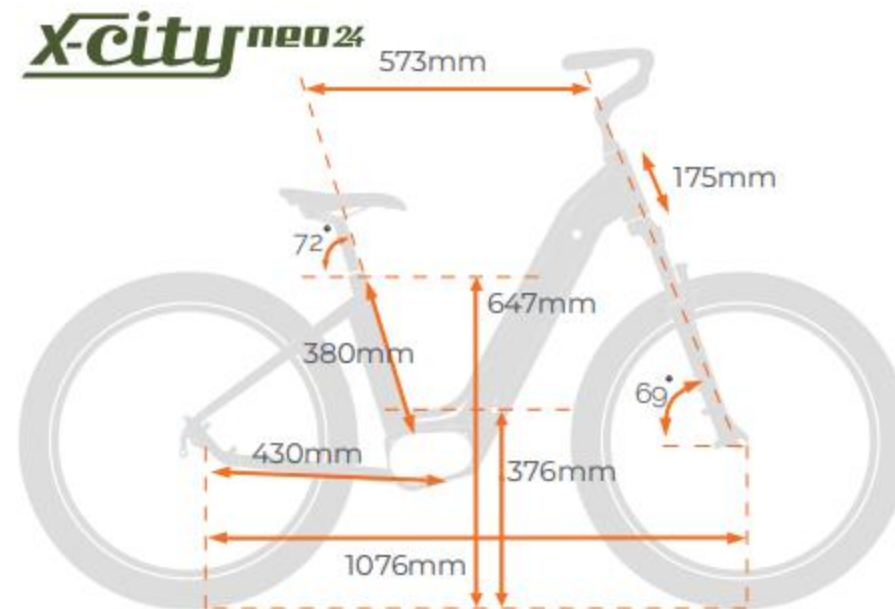
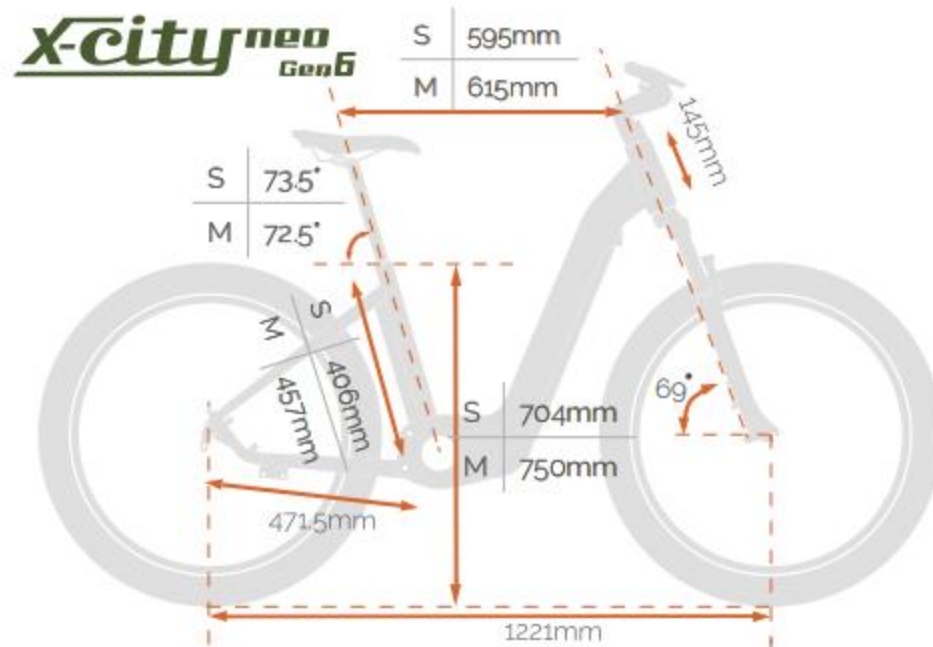
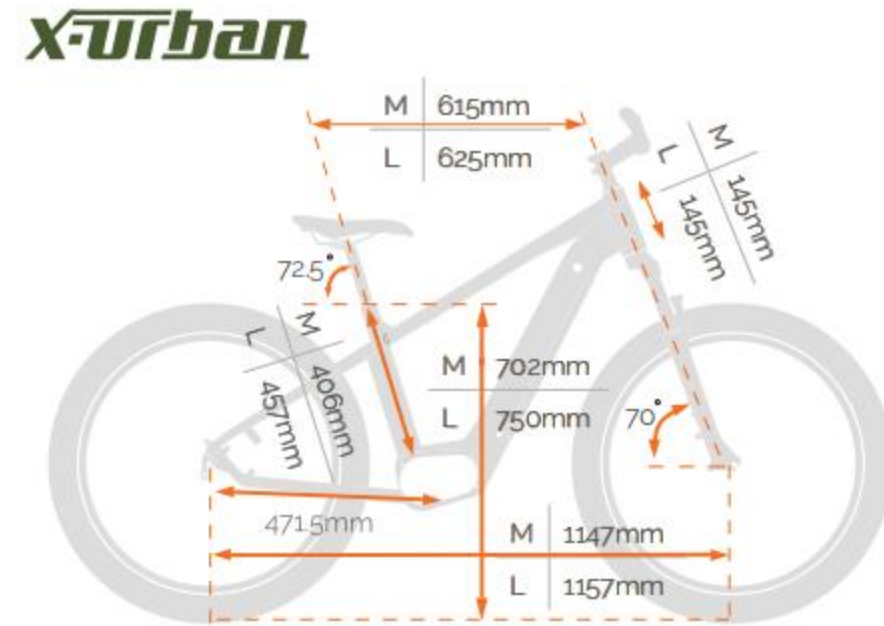
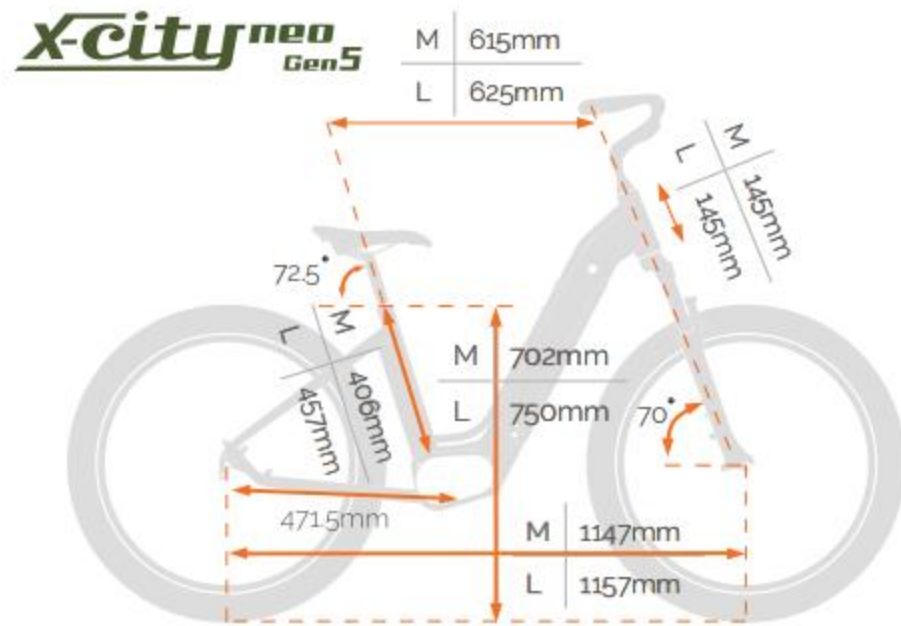
// SPECIFICATIONS

- ▶ The new Bafang M820 motor provides 250W 75Nm of torque and power assist to help you climb higher peaks; the down-tube-hidden pull-out battery and bottle cage battery to reach a maximum capacity of 20Ah, providing a long range of over 100km; the 180mm travel Fox fork with 150mm rear frame travel,

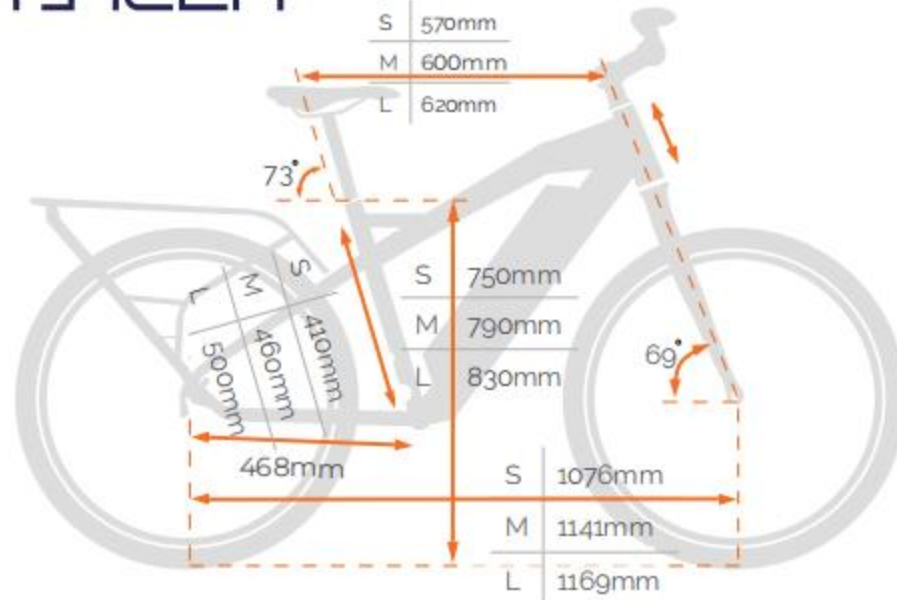
allowing you to cross mountains and rivers with ease; front 29' rear 27.5' carbon fiber rims with 2.6 width mountain tires, SHIMANO four-piston hydraulic brakes, SHIMANO 12-speed shifting system and all the top mountain configuration. Xplore, explore never ends.

 BATTERY	Frame integrated battery with CANBus, 360Wh / 540Wh / 720Wh for option.	 HANDLE BAR	Alloy MTB Handlebar 780mm x 22.2mm*35 15mm rise.
 BRAKE	SHIMANO M8120 four piston hydraulic brake with 203mm disc.	 FORK	FOX FLOAT 29" F-S 36 160 Grip 2 HSC LSC HSR LSR 15QR*110 1.5T 51MM Rake
 CHAIN WHEEL	34/36/38T options narrow wide alloy, 165mm crank with X12 sport chain.	 TYRE	Schwable Nobby Nic 29/27.5x2.6" MTB tyre. MAXXIS REKON 29/27.5*2.6
 GEARS	SHIMANO M8100 10-51T 12-speed cassette.	 RIM	Carbon fiber 29/27.5" double wall rim with black stainless spokes.
 STEM	Black alloy stem 28.6*22.2*35 H=20.3mm	 DERAILLEUR	SHIMANO M8100 12-speed derailleur and shift
 HUB	Alloy front two/Rear four bearing with thru-axle.	 DISPLAY PANEL	Top-tube integrated full color LCD system including cadence rpm, speed, avg speed, max speed, trip, battery level, temperature of motor and battery.
 SHOCK	FOX 2023_22 FLOAT X F-S 210*52.5mm	 MOTOR	BAFANG M820 mid-drive motor 36V 250W.
 FRAME	Carbon fiber soft-tailed frame, 150mm travel, S/M size for option.	 OPERATION	Torque sensor.
 SEAT	FIZIK Black Enduro Saddle with 175mm travel dropper.	 WARRANTY	2 year warranty on battery and motor, 3 year on frame, 12 months on all other components.

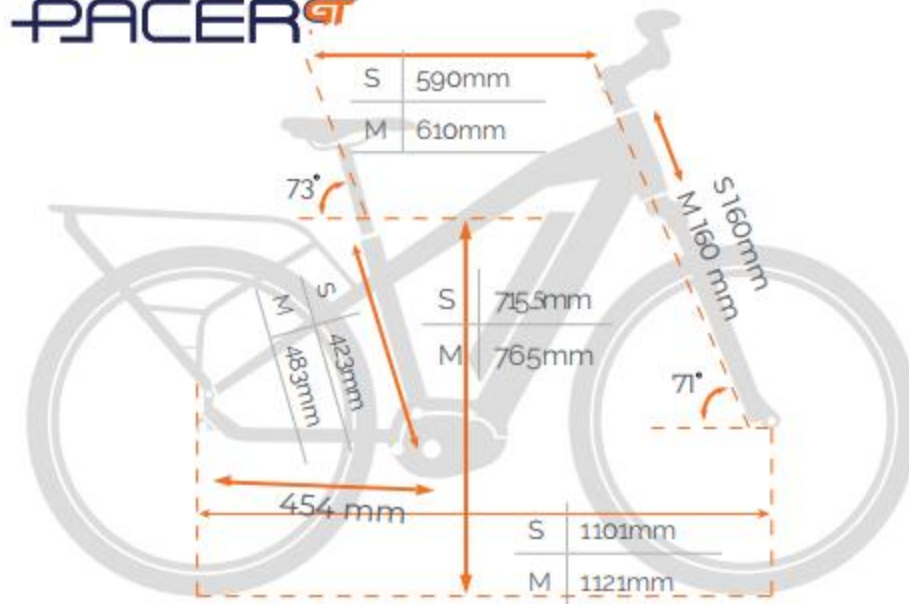
Geometry.



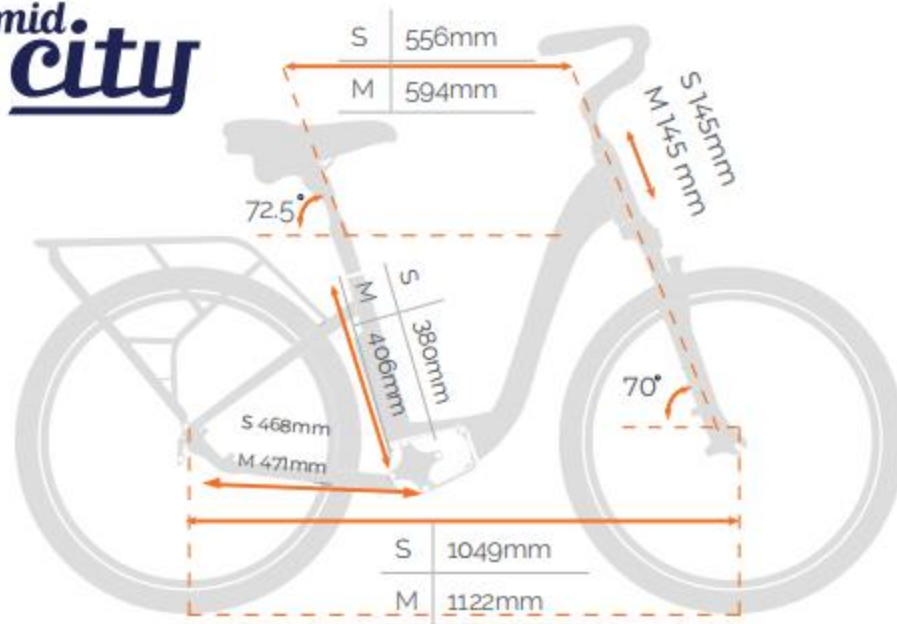
PACER 4B



PACER GT

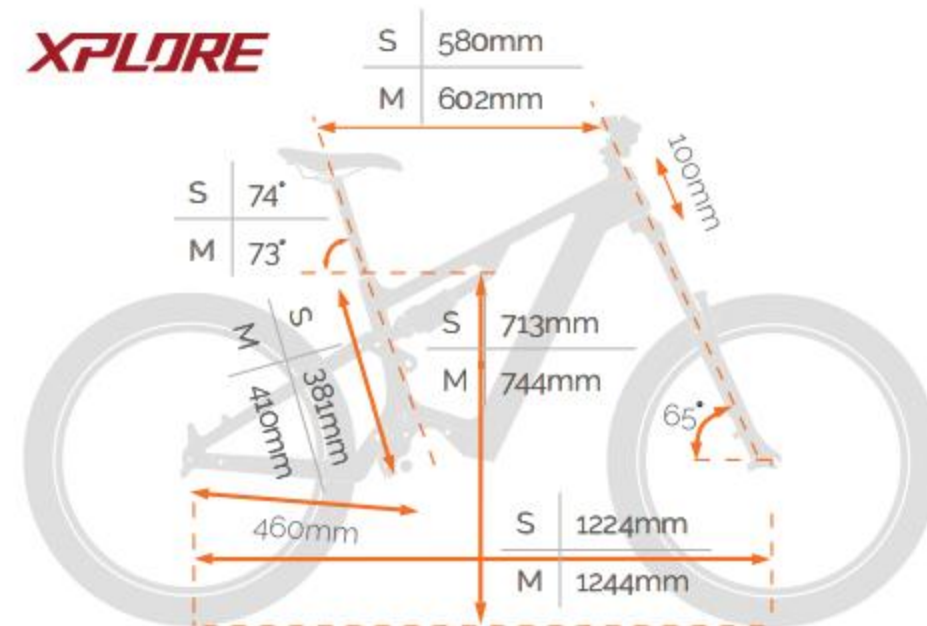
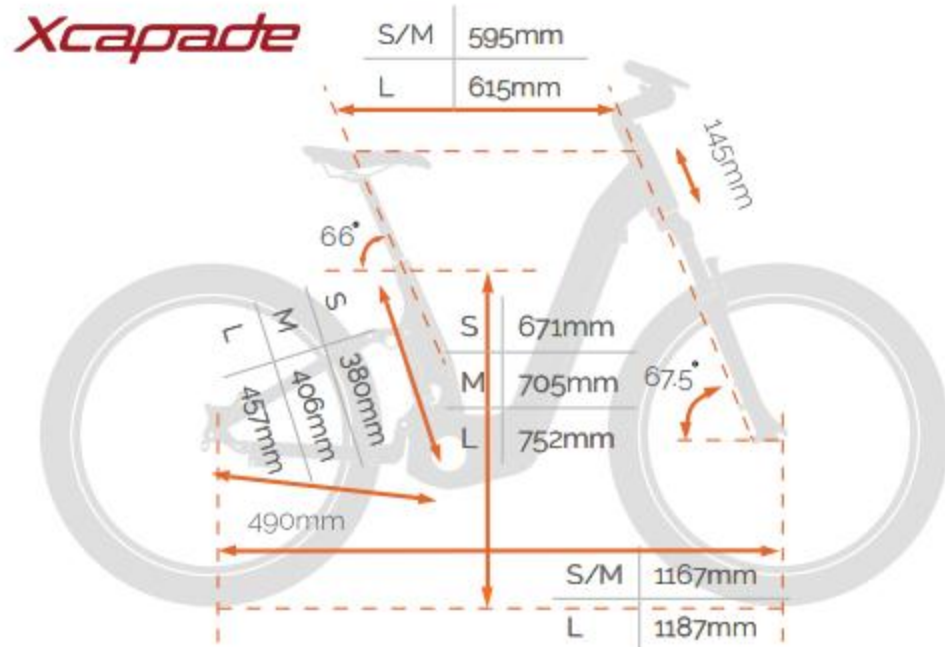
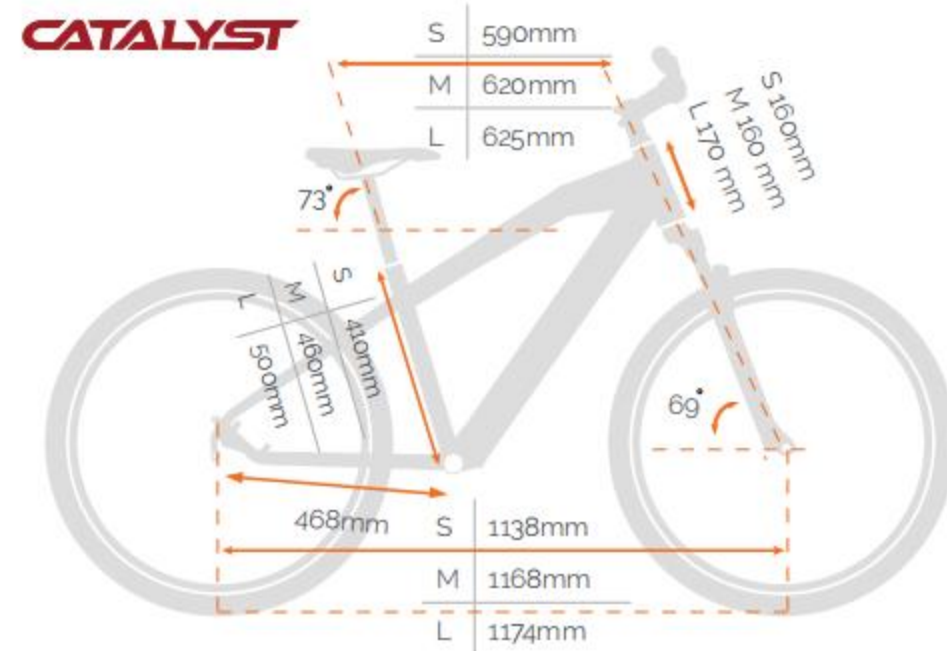
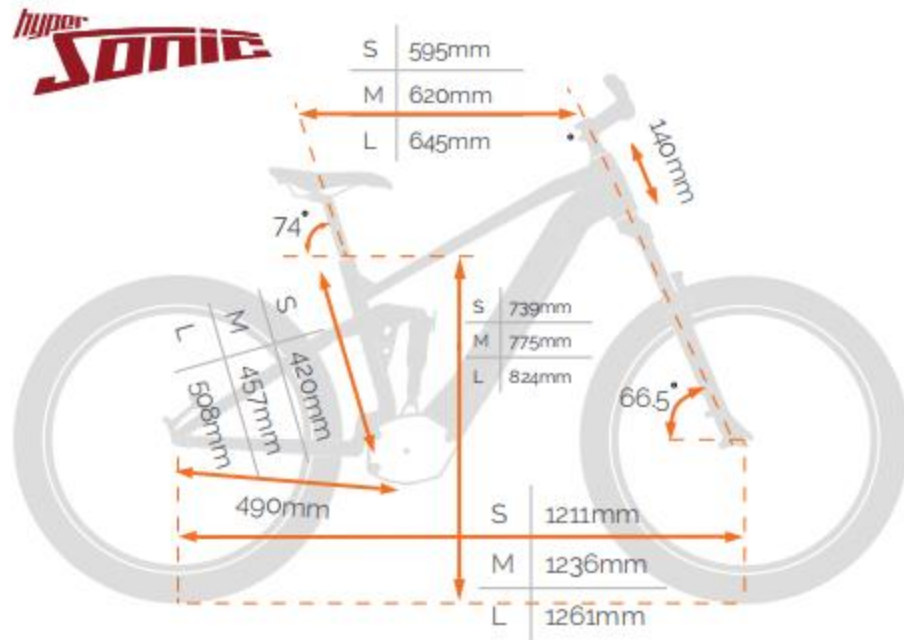


mid city



e2o







Distributors.





CATALOGUE 2024© // SEE MORE ON

www.smartmotionbikes.com



➤ MEET US AT EUROBIKE

MESSE FRANKFURT
JUNE 21 - 25 // 2023
HALL 9.0 C04



➤ @Smartmotion_eu