



## CATALOGUE 2025





# Index.

---

## Our mission

2

---

## e-Gravel

**Xrover**

4

---

## e-Cargo

**Xceed**

6

---

## Trail

**Xcapade**

8

Hypersonic

10

Catalyst

12

---

## EMTB

**XPLORE**

14

---

## Freedom

Xcity Neo Gen5

16

**Xcity Neo Gen6**

18

Xurban

20

---

## Transit

Pacer 48

22

Midcity

24

E-20 Step thru

26

**F-20 Fat-tire**

28

**Renegade**

30

---

## Geometry

32

---

## Distributors

36

# Our mission.



At our core, we've always believed in improving people's life by making cycling more *accessible & enjoyable*.

Our bikes are thoughtfully designed to empower you to get out and experience the world, whether you're a seasoned rider or haven't been on a bike in decades.

That's why our team is dedicated to creating bikes that are as comfortable and easy to ride as they are stylish and reliable. With our bikes, you can rediscover the joy of cycling and embrace a healthier, happier lifestyle.

We want you to feel the wind in your hair, the sun on your face and the freedom, that comes from exploring your surroundings on two wheels.





We understand that people value *versatility & accessibility* when it comes to e-bikes.

Which is why our core models are designed to cater to a wide range of uses, from leisurely rail trails to bustling city streets.

With our commitment to quality and attention to detail, you can be confident that our bikes will provide a smooth, reliable and enjoyable ride every time.

**Smartmotion is  
here to find your  
reason to ride.**


# XROVER


- ▶ Experience the ultimate stealth mode with the Xrover's seamlessly integrated battery and motor, concealed within the frame to mimic the sleek silhouette of a traditional road bike. Say hello to a clean, minimalist aesthetic that turns heads wherever you ride.



#### AVAILABLE COLORS



 252WH STANDARD  
180WH EXTENSION

 100 KM IN  
ECO MODE

 250W MOTOR  
60NM TORQUE

 12KG

 700\*35C  
WHEEL SIZE

 LED CONSOLE  
CHARGING PORT

 REAR RACK  
FOR OPTION

 4 LEVEL  
PEDAL ASSIST

## // SPECIFICATIONS

- ▶ Unleash the power within, with the Xrover's 60Nm mid-drive motor, delivering smooth, responsive acceleration and effortless climbs on any terrain. Whether you're tackling steep gravel inclines or cruising along smooth roads, the Xrover offers unrivaled performance and control.

 <b>BATTERY</b>	36V 7Ah advanced integrated lithium-ion battery, superior weatherproofing. 5Ah extension battery for option	 <b>RIM</b>	700C*24H carbon fiber RIM
 <b>RACK</b>	Heavy duty rear rack for option.	 <b>DISPLAY PANEL</b>	Integrated flush mounted LED display.
 <b>BRAKE</b>	SHIMANO GRX ST-RX810 hydraulic disc brakes with 180mm disc.	 <b>LIGHT</b>	Front light for option
 <b>GEARS</b>	SHIMANO GRX ST-RX810 11-speed derailleur / shifter, 11-42T cassette.	 <b>SEAT</b>	Smartmotion sport Saddle with dropper.
 <b>FRAME</b>	Carbon fiber multifunction gravel frame, with battery integrated.	 <b>CABLES</b>	Marine-rated cables and plugs on all components for simple and quick servicing/replacement.
 <b>HANDLE BAR</b>	Gravel handlebars, 31.8*420L	 <b>MOTOR</b>	Extremely light weight 36V 250W 60Nm mid-motor
 <b>FORK</b>	Carbon fiber rigid gravel fork. Suspension fork for option.	 <b>Front Cog</b>	44T with 170 Crank.
 <b>MUDGUARD</b>	Mudguard for option.	 <b>OPERATION</b>	Torque sensor.
 <b>TYRE</b>	700*35C Schwalbe G-one allround tyre.	 <b>WARRANTY</b>	2 year warranty on battery and motor, 3 year on frame, 12 months on all other components.


# Xceed

▶ The Smartmotion Xceed is a versatile electric-powered cargo bike designed for carrying heavy loads with ease. Featuring a large rear rack perfect for hauling groceries, deliveries, or even small furniture, the Xceed's practical design makes it a fantastic choice for urban commuting and utility applications.




## AVAILABLE COLORS


- Black
- Aqua Green
- Nardo Grey

 720 WATT-HOUR

 200 KM IN ECO MODE


 250W MOTOR  
80NM TORQUE

 40KG

 F26" R20" WHEEL SIZE

 FULL MUDGUARDS


















 LCD CONSOLE

 5 LEVEL PEDAL ASSIST



## // SPECIFICATIONS

- ▶ Whether you're looking to carry heavy cargo, tackle long commutes, or simply enjoy a comfortable and stylish ride, the Smartmotion Xceed is an excellent choice at a very reasonable price point. Its thoughtful design and robust components make it a practical and versatile electric cargo bike for a wide range of applications.

 <p><b>BATTERY</b></p>	<p>Downtube-mounted 36v 20Ah advanced lithium-ion battery, superior weatherproofing.</p>	 <p><b>RIM</b></p>	<p>Front 26"*1.5 black alloy rim Rear 20"*1.5 black alloy rim</p>
 <p><b>RACK</b></p>	<p>ALLOY heavy duty rack.</p>	 <p><b>DISPLAY PANEL</b></p>	<p>LCD display console with 5 levels of pedal assist, trip meter.</p>
 <p><b>BRAKE</b></p>	<p>Front and rear Disc brakes, with 180mm rotors.</p>	 <p><b>LIGHT</b></p>	<p>Smartmotion integrated front and rear light system, powered from the main battery.</p>
 <p><b>GEARS</b></p>	<p>SHIMANO 10-speed 11-48T cassette with SHIMANO derailleur &amp; shifter.</p>	 <p><b>SEAT</b></p>	<p>Smartmotion Comfort seat.</p>
 <p><b>FRAME</b></p>	<p>Reinforced 6061 alloy frame with internal cable routing. Rear-mounted adjustable kickstand.</p>	 <p><b>CABLES</b></p>	<p>Marine-rated cables and plugs on all components for simple and quick servicing/replacement.</p>
 <p><b>HANDLE BAR</b></p>	<p>Semi 'cow-horn' comfort tapered 680mm handlebars for relaxed, upright ride posture.</p>	 <p><b>MOTOR</b></p>	<p>MOTINOVA 250W 80Nm mid-motor .</p>
 <p><b>FORK</b></p>	<p>RST suspension fork,100mm travel.</p>	 <p><b>OPERATION</b></p>	<p>Torqu sensor with smart mode.</p>
 <p><b>MUDGUARD</b></p>	<p>Polypropylene guards with heavy duty stays.</p>	 <p><b>WARRANTY</b></p>	<p>2 year warranty on battery and motor, 3 year on frame, 12 months on all other components.</p>
 <p><b>TYRE</b></p>	<p>Front 26"*2.35 SCHWALBE tyre Rear 20"*2.6 SCHWALBE tyre</p>		

# Xcapade

- ▶ With the Xcapade, the Smartmotion development team strived to maximise our Mountain biking design skills to strike the perfect balance of comfortable riding and off-road level quality.



## AVAILABLE COLORS

- Teal
- Lake blue
- Aqua Green
- Nardo Grey

720 WATT-HOUR

258 KM IN  
ECO MODE

250W MOTOR  
80NM TORQUE

28.6KG

27.5"  
WHEEL SIZE

LCD CONSOLE



















FULL  
MUDGUARDS

5 LEVEL  
PEDAL ASSIST

## // SPECIFICATIONS

- ▶ The Xcapade continues the Xcity neo's classic low step-through mid-motor design, but with integrated rear suspension via a 165/38mm shock creatively built into the rear of the seat tube, utilizing weld-free technology. We integrated the pivot base seamlessly with the seat tube to enhance the visual flow of the frame. Our one-piece, weld free down tube & motor mount

design increases strength while reducing the amount of frame distortion caused by welding. The Xcapade sets a new standard for comfort adventure biking. The 720wh battery integrated into the downtube extends range and peak power available to the super quiet and efficient, Smart mode capable motor for an intuitive riding experience.

 <p><b>BATTERY</b></p>	Downtube-mounted 36V 20Ah "Sleek Plus" advanced lithium-ion battery, superior weatherproofing.	 <p><b>RIM</b></p>	27.5" 36H MT35 deep dish rims.
 <p><b>RACK</b></p>	Heavy duty rear rack, luggage. 25kg load rated.	 <p><b>DISPLAY PANEL</b></p>	Stem-mounted color LCD console with 5 level pedal assist.
 <p><b>BRAKE</b></p>	SHIMANO hydraulic disc brakes with 180mm rotors.	 <p><b>LIGHT</b></p>	Integrated front and rear light system, powered from the main battery.
 <p><b>GEARS</b></p>	SHIMANO 10 speed wide-range cassette with derailleur & shifter.	 <p><b>SEAT</b></p>	Velo Vacuum seat with dropper.
 <p><b>FRAME</b></p>	Reinforced 6061 alloy low-step frame with integrated rear suspension and internal cable routing. Rear-mounted adjustable kickstand. 90mm rear travel.	 <p><b>CABLES</b></p>	Marine-rated cables and plugs on all components for simple and quick servicing/replacement.
 <p><b>HANDLE BAR</b></p>	Alloy MTB straight tapered 740mm handlebars, with LCD-integrated Stem.	 <p><b>MOTOR</b></p>	MOTINOVA Volans plus mid-drive 250w 80Nm with CANBus
 <p><b>FORK</b></p>	SR Suntour XCR32-Air 120mm travel suspension fork.	 <p><b>Shock</b></p>	EXA Form 562R 165*38MM air suspension shock.
 <p><b>MUDGUARD</b></p>	Polypropylene wide - guards with heavy duty stays.	 <p><b>OPERATION</b></p>	Torque sensor with Smart mode.
 <p><b>TYRE</b></p>	CST 27.5x2.25 Tall-wall tyre	 <p><b>WARRANTY</b></p>	2 year warranty on battery and motor, 3 year on frame, 12 months on all other components.

# Hyper SONIC


- ▶ Smartmotion Hypersonic model carries this philosophy to a new level. The Hypersonic XC trail bike is optimized to bring you premium performance and character while delivering maximum possible value.




#### AVAILABLE COLORS

- Black/Grey
- Lake Blue


 576 WATT-HOUR  100KM

 250W MOTOR  
80NM TORQUE  26KG

 27.5"2.6  
WHEEL SIZE

















 MUDGUARDS  
FOR OPTION

 LCD CONSOLE

 7 LEVEL  
PEDAL ASSIST

## // SPECIFICATIONS

- ▶ Featuring fully customizable plush air forks and rear shock, 11-speed low-ratio gearing and powerful MOTINOVA mid-drive motor, the Hypersonic is designed to offer you a premium experience while meeting the budget.

 <b>BATTERY</b>	36V 16Ah/575Wh Frame-integrated with CANBus.	 <b>HANDLE BAR</b>	Alloy MTB Handlebar 780mm x 22.2mm, 31.8mm, 30mm rise.
 <b>BRAKE</b>	Tektro dual piston Hydraulic Brake with 180mm rotors.	 <b>FORK</b>	Smartmotion 140mm travel air suspension fork with rebound and air lockout adjustment.
 <b>CHAIN WHEEL</b>	18T narrow wide alloy chainwheel with 170mm crank	 <b>TYRE</b>	Schwable Nobby Nic 27.5x2.6" MTB tyre
 <b>GEARS</b>	Sunshine 11-50T 11-speed cassette.	 <b>RIM</b>	Black aluminium 27.5" double wall rim.
 <b>STEM</b>	Front load 28.6x50x31.8mm, H=45mm.	 <b>DERAILLEUR</b>	Ittwo RD-A11-X CS50T 11-speed derailleur and shifter.
 <b>HUB</b>	Alloy front two / rear four bearing 15X13GX36HX110W with thru-axle.	 <b>DISPLAY PANEL</b>	Multifunction full colour LCD system including cadence rpm, speed, avg speed, max speed, trip, battery level, Temperature of motor and battery.
 <b>SHOCK</b>	Exaform 588RL 190x50mm air shock, 50mm travel with rebound and lockout.	 <b>MOTOR</b>	MOTINOVA mid-drive 36v 250w 80N.m with CANBUS.
 <b>FRAME</b>	27.5" soft tail aluminium frame, 16", 18" and 20" frame size options.	 <b>OPERATION</b>	Torque sensor with Smart mode.
 <b>SEAT</b>	Smartmotion Enduro Saddle. 31.6mm Seat Post.	 <b>WARRANTY</b>	2 year warranty on battery and motor, 3 year on frame, 12 months other parts.


# CATALYST

- ▶ Designed in New Zealand by avid cyclists with the dream to integrate new technology and a great ride into one amazing bike



## AVAILABLE COLORS

- Midnight Blue

 576 WATT-HOUR

 100KM

 500W MOTOR  
45NM TORQUE

 25.5KG

 27.5" x 2.25"  
WHEEL SIZE



















 MUDGUARDS  
FOR OPTION

 CONSOLE

 5 LEVEL  
PEDAL ASSIST

## // SPECIFICATIONS

- The catalyst is specified to be a real mountain bike. Geometry, gear and suspension chosen to give a responsive ride. Time to make the ride up as gun as the ride down! Let the catalyst be your reason to ride again!

 <b>BATTERY</b>	48V 12.8Ah/615Wh Frame-mounted sport battery. Up to a range of 70Km.	 <b>HANDLE BAR</b>	Alloy MTB Handlebar 31.8mm x 720mm 30mm rise.
 <b>BRAKE</b>	Magura MT4E Hydraulic Brake with 180mm rotors.	 <b>FORK</b>	SR suntour XCM 120mm travel, coil adjuster, lock out function.
 <b>CHAIN WHEEL</b>	42T narrow wide alloy with 170mm crank	 <b>TYRE</b>	Schwable Nobby Nic 27.5x2.25" MTB tyre
 <b>GEARS</b>	SHIMANO 12-36T 9-speed cassette.	 <b>RIM</b>	MT MTSC35D Black aluminium 27.5" rim.
 <b>STEM</b>	Front load 28.6x41.8-52x39.8mm,	 <b>DERAILLEUR</b>	SHIMANO 9-speed alloy derailleur and shifter.
 <b>HUB</b>	Quanta KT-SN3F	 <b>DISPLAY PANEL</b>	Multifunction full colour LCD system including cadence rpm, speed, avg speed, max speed, trip, battery level.
 <b>CHAIN</b>	X9 Sport.	 <b>MOTOR</b>	High torque brushless 48V 500W hub motor.
 <b>FRAME</b>	27.5" Low step aluminium frame with integrated controller and LCD.	 <b>OPERATION</b>	Cadence sensor.
 <b>SEAT</b>	Smartmotion Enduro Saddle. 31.6mm Seat Post.	 <b>WARRANTY</b>	2 year warranty on battery and motor, 3 year on frame, 12 months other parts.

# XPLORE

- ▶ The new Xplore is designed with *light weight* as the core requirement, with a low overall mass of 20KG, just the weight of an ordinary soft tail mountain bike but with a full set of electrical power assist system.



## AVAILABLE COLORS

- Yellow
- Carbon black
- Dazzing grey

720WH / 360WH  
FOR STANDARD

UP TO 140KM

27.9\*2.6  
WHEEL SIZE

LCD CONSOLE

250W MOTOR  
75NM TORQUE

LOW AS 18KG



















4 LEVEL  
PEDAL ASSIST



## // SPECIFICATIONS

- ▶ The new Bafang M820 motor provides 250W 75Nm of torque and power assist to help you climb higher peaks; the down-tube-hidden pull-out battery and bottle cage battery to reach a maximum capacity of 20Ah, providing a long range of over 100km; the 180mm travel Fox fork with 150mm rear frame travel,

allowing you to cross mountains and rivers with ease; front 29" rear 27.5" carbon fiber rims with 2.6 width mountain tires, SHIMANO four-piston hydraulic brakes, SHIMANO 12-speed shifting system and all the top mountain configuration. Xplore, explore never ends.

 <p><b>BATTERY</b></p>	<p>Frame integrated battery with CANBus, 360Wh / 540Wh / 720Wh for option.</p>	 <p><b>HANDLE BAR</b></p>	<p>Alloy MTB Handlebar 780mm x 22.2mm*35 15mm rise.</p>
 <p><b>BRAKE</b></p>	<p>SHIMANO M8120 four piston hydraulic brake with 203mm disc.</p>	 <p><b>FORK</b></p>	<p>FOX FLOAT 29" F-S 36 160 Grip 2 HSC LSC HSR LSR 15QR*110 1.5T 51MM Rake</p>
 <p><b>CHAIN WHEEL</b></p>	<p>34/36/38T options narrow wide alloy, 165mm crank with X12 sport chain.</p>	 <p><b>TYRE</b></p>	<p>Front 29", Rear 27" MTB tyre.</p>
 <p><b>GEARS</b></p>	<p>SHIMANO M8100 10-51T 12-speed cassette.</p>	 <p><b>RIM</b></p>	<p>Carbon fiber 29/27.5" double wall rim with black stainless spokes.</p>
 <p><b>STEM</b></p>	<p>Black alloy stem 28.6*22.2*35 H=20.3mm</p>	 <p><b>DERAILLEUR</b></p>	<p>SHIMANO M8100 12-speed derailleur and shift</p>
 <p><b>HUB</b></p>	<p>Alloy front two/Rear four bearing with thru-axle.</p>	 <p><b>DISPLAY PANEL</b></p>	<p>Top-tube integrated full color LCD system including cadence rpm, speed, avg speed, max speed, trip, battery level, temperature of motor and battery.</p>
 <p><b>SHOCK</b></p>	<p>FOX Float X Factory 2 position adjuster 210*52.5mm</p>	 <p><b>MOTOR</b></p>	<p>BAFANG M820 mid-drive motor 36V 250W.</p>
 <p><b>FRAME</b></p>	<p>Carbon fiber soft-tailed frame, 150mm travel, S/M size for option.</p>	 <p><b>OPERATION</b></p>	<p>Torque sensor.</p>
 <p><b>SEAT</b></p>	<p>FIZIK Black Enduro Saddle with 175mm travel dropper.</p>	 <p><b>WARRANTY</b></p>	<p>2 year warranty on battery and motor, 3 year on frame, 12 months on all other components.</p>

# X-city<sup>neo</sup> Gen5



- ▶ The X-City neo Gen5 is the Smartmotion's all-time best selling electric bike, featuring an integrated battery and more added features to help you to experience the very best of cycling from the ease and comfort of your X-City neo's saddle.



## AVAILABLE COLORS



Teal



Sand



Military Green



576 WATT-HOUR



120 KM IN  
ECO MODE



250W MOTOR  
80NM TORQUE



27.6KG



27.5"  
WHEEL SIZE



FULL  
MUDGUARDS





















LCD CONSOLE



5 LEVEL  
PEDAL ASSIST

## // SPECIFICATIONS

- ▶ Whether you are a novice rider or seasoned e-biker, the X-City neo was designed with ease of use and comfort in mind. The dp motor system integrates two types of sensors to adapt to your riding style, and includes an auxiliary throttle which can provide power on demand.

 <p><b>BATTERY</b></p>	Downtube-mounted 36V 16Ah "Sleek" LG cells advanced lithium-ion battery, superior weatherproofing.	 <p><b>RIM</b></p>	27.5" 36H MT35 deep dish rims.
 <p><b>RACK</b></p>	Heavy duty rear rack, with 13.5mm rails and elastic for luggage. 25kg load rated.	 <p><b>DISPLAY PANEL</b></p>	Centre-mounted C800 colour LCD console with 5 level Pedal assist, trip meter, Pedaling RPM.
 <p><b>BRAKE</b></p>	Tektro dual piston hydraulic disc brakes, with 180mm rotors.	 <p><b>LIGHT</b></p>	Integrated front and rear light system, with large rear-facing red LED strips powered from the main battery
 <p><b>GEARS</b></p>	SHIMANO 9 speed derailleur & shifter with 11-36T wide-range cassette.	 <p><b>SEAT</b></p>	Selle-Royale Comfort seat, telescopic suspension seat-post.
 <p><b>FRAME</b></p>	Reinforced 6061 alloy low-step frame with reinforcing parallel top-tube and internal cable routing. Rear-mounted adjustable kickstand.	 <p><b>CABLES</b></p>	Marine-rated Anerma cables and plugs on all components for simple and quick servicing/replacement.
 <p><b>HANDLE BAR</b></p>	Semi 'cow-horn' comfort tapered 660mm handlebars for relaxed, upright ride posture. Adjustable 110mm headset, adjustable height and reach for different ride styles.	 <p><b>MOTOR</b></p>	DP compact, high torque mid-motor 36V 250W 80N.m.
 <p><b>FORK</b></p>	SR Suntour XCM 100mm suspension forks.	 <p><b>Front Cog</b></p>	40T CNC narrow-wide chain ring with splined direct mount.
 <p><b>MUDGUARD</b></p>	Polypropylene wide - guards with heavy duty stays.	 <p><b>OPERATION</b></p>	Torque and Cadence sensor.
 <p><b>TYRE</b></p>	Schwalbe 27.5x2.25 Smart sam.	 <p><b>WARRANTY</b></p>	2 year warranty on battery and motor, 3 year on frame, 12 months on all other components.


# X-city<sup>neo</sup> Gen6


- ▶ X-City neo Gen6 is the new version of Xcity series. With the new weld-free downtube & motor-mount technology, now your Xcity is more elegant and strong than ever before.




## AVAILABLE COLORS

- Teal
- Lake blue
- Aqua Green

 720 WATT-HOUR

 258 KM IN ECO MODE

 250W MOTOR  
80NM TORQUE

 27.2KG

 27.5" WHEEL SIZE

 CONSOLE


















 FULL MUDGUARDS

 5 LEVEL PEDAL ASSIST

## // SPECIFICATIONS

- ▶ The MOTINOVA motor system provides smooth and silent riding experience. The same smart mode that was so well priced on the hupersonic has been introduced to the Xcity

too, which offers a hand-free electric power assist mode. Choose Sport / Tour smart mode, enjoy your ride!

 <b>BATTERY</b>	Downtube-mounted 36V 20Ah "Sleek Plus" advanced lithium-ion battery, superior weatherproofing.	 <b>RIM</b>	27.5" Alloy double wall rims.
 <b>RACK</b>	Heavy duty rear rack, luggage. 25kg load rated.	 <b>DISPLAY PANEL</b>	Stem-mounted full color LCD console with 5 level pedal assist.
 <b>BRAKE</b>	SHIMANO M200 hydraulic disc brakes with 180mm rotors.	 <b>LIGHT</b>	Integrated front and rear light system, powered from the main battery.
 <b>GEARS</b>	9-speed SHIMANO Alivio derailleur/shifter, 11-36T cassette.	 <b>SEAT</b>	Selle-Royale Comfort seat with suspension seatpost.
 <b>FRAME</b>	Reinforced 6061 alloy low-step frame with internal cable routing, Rear-mounted adjustable kickstand.	 <b>CABLES</b>	Marine-rated cables and plugs on all components for simple and quick servicing/replacement.
 <b>HANDLE BAR</b>	Semi 'cow-horn' comfort tapered 660mm handlebars for relaxed, upright ride posture. Adjustable 110mm headset, adjustable height and reach for different ride styles.	 <b>MOTOR</b>	MOTINOVA mid-drive 250w 80Nm with CANBus.
 <b>FORK</b>	SF21 XCM-ATB suspension fork, 100mm travel.	 <b>Front Cog</b>	7075 18T CNC narrow-wide Cog.
 <b>MUDGUARD</b>	Polypropylene wide - guards with heavy duty stays.	 <b>OPERATION</b>	Torque sensor with Smart mode.
 <b>TYRE</b>	Schwalbe 27.5x2.25 Smart sam.	 <b>WARRANTY</b>	2 year warranty on battery and motor, 3 year on frame, 12 months on all other components.

# X-Urban

- ▶ The perfect companion to the X-City neo: the X-Urban is built around the same DP motor and battery system, but offers a more forward and dynamic riding position, offering more control in difficult terrain.



## AVAILABLE COLORS



Teal



Sand



Military Green



576 WATTS



120 KM IN  
ECO MODE



250W MOTOR  
80NM TORQUE



28KG



27.5"  
WHEEL SIZE



FULL  
MUDGUARDS

















LCD CONSOLE



5 LEVEL  
PEDAL ASSIST

## // SPECIFICATIONS

- ▶ The X-Urban can double as a light-duty mountain bike, owing to its rigid frame, wide tyres and suspension fork, delivering a premium riding experience.

 <p><b>BATTERY</b></p>	Downtube-mounted 36V 16Ah "Sleek" advanced lithium-ion battery, superior weatherproofing. Up to a range of 100KM.	 <p><b>RIM</b></p>	27.5" 36H MT35 deep dish rims.
 <p><b>RACK</b></p>	Heavy duty rear rack, with 13.5mm rails and elastic for luggage. 25kg load rated.	 <p><b>DISPLAY PANEL</b></p>	Centre-mounted C800 colour LCD console with 5 level Pedal assist, trip meter, Pedaling RPM.
 <p><b>BRAKE</b></p>	Tektro dual piston hydraulic disc brakes, with 180mm rotors.	 <p><b>LIGHT</b></p>	Integrated front and rear light system, with large rear-facing red LED strips powered from the main battery
 <p><b>GEARS</b></p>	SHIMANO 9 speed 11-36T wide-range cassette with derailleur & shifter.	 <p><b>SEAT</b></p>	Selle-Royale Comfort seat, telescopic suspension seat-post.
 <p><b>FRAME</b></p>	Reinforced 6061 alloy low-step frame with reinforcing parallel top-tube and internal cable routing. Rear-mounted adjustable kickstand.	 <p><b>CABLES</b></p>	Marine-rated Anerma cables and plugs on all components for simple and quick servicing/replacement.
 <p><b>HANDLE BAR</b></p>	Straight tapered 740mm handlebars with rigid stem	 <p><b>MOTOR</b></p>	DP compact, high torque mid-motor 36V 250W 80N.m.
 <p><b>FORK</b></p>	SR Suntour XCM 100mm suspension forks.	 <p><b>Front Cog</b></p>	40T narrow-wide chain ring with splined direct mount.
 <p><b>MUDGUARD</b></p>	Polypropylene wide - guards with heavy duty stays.	 <p><b>OPERATION</b></p>	Torque and Cadence sensor.
 <p><b>TYRE</b></p>	Schwalbe 27.5x2.25 Smart sam.	 <p><b>WARRANTY</b></p>	2 year warranty on battery and motor, 3 year on frame, 12 months on all other components.


# PACER<sup>48</sup>


- ▶ Introducing the Smartmotion Pacer, the epitome of elegance and power in an electric-assisted city bike. Designed with meticulous attention to detail, the Pacer boasts a stunning and sophisticated appearance that will turn heads wherever you ride.




## AVAILABLE COLORS

- Midnight Blue
- White

 614 WATT-HOUR


 100 KM IN ECO MODE

 500W MOTOR  
45NM TORQUE

 25.5KG

 27,5" WHEEL SIZE

 LCD CONSOLE



















 FULL MUDGUARDS

 5 LEVEL PEDAL ASSIST



## // SPECIFICATIONS

- ▶ One of the Pacer's standout features is its innovative lighting system. Patented design elements include integrated light strips in the downtube and rear rack, providing exceptional visibility and enhanced safety for night-time riding. These striking illuminations not only keep you safe but also add a touch of modern flair to your journey.

 <p><b>BATTERY</b></p>	48V – 12.8Ah LG-cells advanced integrated lithium-ion battery, superior weatherproofing.	 <p><b>RIM</b></p>	27.5" 36H MT35 deep dish rims.
 <p><b>RACK</b></p>	Heavy duty rear rack with elastic band for securing luggage.	 <p><b>DISPLAY PANEL</b></p>	Integrated flush mounted C800S HD colour LCD display.
 <p><b>BRAKE</b></p>	Tektro dual piston hydraulic disc brakes, with dual 180mm rotors.	 <p><b>LIGHT</b></p>	High-viz Front and rear LED strip lights,
 <p><b>GEARS</b></p>	9-speed Shimano ALIVIO derailleur / shifter, Sunrace 11-36T cassette.	 <p><b>SEAT</b></p>	Smartmotion Enduro Saddle.
 <p><b>FRAME</b></p>	Ultra-rigid hydroformed frame with tapered headtube and integrated display.	 <p><b>CABLES</b></p>	Waterproof plugs, heavy duty nylon cables.
 <p><b>HANDLE BAR</b></p>	31.8mm tapererd bar, 700mm width, 30mm rise.	 <p><b>MOTOR</b></p>	DAPU High-Torque 48V 500W rear hub brushless motor.
 <p><b>FORK</b></p>	Hydroformed alloy bladed fork.	 <p><b>Front Cog</b></p>	44T CNC front chain wheel.
 <p><b>MUDGUARD</b></p>	Polypropylene guards with heavy duty stainless steel stay.	 <p><b>OPERATION</b></p>	Cadence sensor.
 <p><b>TYRE</b></p>	27.5 x 2.0 Schwalbe Big Ben tyre.	 <p><b>WARRANTY</b></p>	2 year warranty on battery and motor, 3 year on frame, 12 months on all other components.

# mid. city

- ▶ Everything you have come to love about the E-City only mid drive! Easy to ride with unstoppable hill climbing and fantastic top speed. Super comfortable up-right seating position, low step through height, plush suspended seat.



#### AVAILABLE COLORS



Red



Black



White



561 WATT-HOUR



100 KM IN  
ECO MODE



250W MOTOR  
80NM TORQUE



25KG



27.5"  
WHEEL SIZE



FULL  
MUDGUARDS





















CONSOLE



5 LEVEL  
PEDAL ASSIST

## // SPECIFICATIONS

- Cruise the streets, commute, shop, explore. The Mid-City is ease, style and performance in one stunning electric bike.

 <p><b>BATTERY</b></p>	36V – 15.6Ah LG cells advanced integrated lithium-ion battery, superior weatherproofing.	 <p><b>RIM</b></p>	27.5" 36H MT35 deep dish rims.
 <p><b>RACK</b></p>	Heavy duty rear rack with elastic band for securing luggage.	 <p><b>DISPLAY PANEL</b></p>	Integrated flush mounted LCD display.
 <p><b>BRAKE</b></p>	Tektro dual piston hydraulic disc brakes, with dual 180mm rotors.	 <p><b>LIGHT</b></p>	High-viz Front and rear LED strip lights,
 <p><b>GEARS</b></p>	SHIMANO 8-speed derailleur / shifter, 11-34T cassette.	 <p><b>SEAT</b></p>	Smartmotion comfortable Saddle.
 <p><b>FRAME</b></p>	Ultra-rigid step-thru hydroformed alloy frame with tapered headtube.	 <p><b>CABLES</b></p>	Waterproof plugs, heavy duty nylon cables.
 <p><b>HANDLE BAR</b></p>	Semi 'cow-horn' comfort tapered 660mm handlebars for relaxed, upright ride posture.	 <p><b>MOTOR</b></p>	High-Torque 36v 250W 80N.m Mid-drive brushless motor.
 <p><b>FORK</b></p>	SR Suntour XCM 80mm suspension forks.	 <p><b>Front Cog</b></p>	40T CNC narrow-wide chain ring with splined direct mount.
 <p><b>MUDGUARD</b></p>	Polypropylene guards with heavy duty stainless steel stay.	 <p><b>OPERATION</b></p>	Torque and cadence sensor.
 <p><b>TYRE</b></p>	27.5 x 2.0 Schwalbe Big Ben tyre.	 <p><b>WARRANTY</b></p>	2 year warranty on battery and motor, 3 year on frame, 12 months on all other components.




- ▶ Smartmotion's all-new E-20 is a compact folding electric bike that accommodates to those who need to stow their bike in tiny places.




**AVAILABLE COLORS**

- Blue
- White
- Red

 460 WATTS

 70 KM IN ECO MODE

 250W MOTOR  
30NM TORQUE

 22.7KG

 20" WHEEL SIZE


















 LCD CONSOLE

 FULL MUDGUARDS

 5 LEVEL PEDAL ASSIST

## // SPECIFICATIONS

- ▶ Whether it's the boot, boat or box - the E-20's ease of storage and transport makes this bike unique and handy. The low-step frame also makes the E-20 easy to access and ride, and is perfect for short distance commutes and adventures where compactness is a benefit and very practical.

 <p><b>BATTERY</b></p>	Downtube-mounted 36v 12.8Ah advanced lithium-ion battery, superior weatherproofing.	 <p><b>RIM</b></p>	20" double wall alloy rims.
 <p><b>RACK</b></p>	ALLOY 15kg load rated.	 <p><b>DISPLAY PANEL</b></p>	LCD display console with 5 levels of pedal assist, trip meter.
 <p><b>BRAKE</b></p>	Front and rear Disc brakes, with 160mm rotors.	 <p><b>LIGHT</b></p>	Integrated front and rear light system.
 <p><b>GEARS</b></p>	SHIMANO 7-speed 14-28T cassette with SHIMANO derailleur & shifter.	 <p><b>SEAT</b></p>	Smartmotion Comfort seat,
 <p><b>FRAME</b></p>	Reinforced Folding 6061 alloy frame with internal cable routing. Rear-mounted adjustable kickstand.	 <p><b>CABLES</b></p>	Marine-rated cables and plugs on all components for simple and quick servicing/replacement.
 <p><b>HANDLE BAR</b></p>	Folding, pitch and height adjustable.	 <p><b>MOTOR</b></p>	Lightweight 250W hub-motor .
 <p><b>FORK</b></p>	Rigid Fork, 40mm suspension fork for option.	 <p><b>OPERATION</b></p>	Candence sensor.
 <p><b>MUDGUARD</b></p>	Polypropylene guards with heavy duty stays.	 <p><b>WARRANTY</b></p>	2 year warranty on battery and motor, 3 year on frame, 12 months on all other components.
 <p><b>TYRE</b></p>	Innova 20 x 2.0 street tyre.		

# F20

▶ The F20 folding fat-tire by Smartmotion is a versatile electric ebike designed to conquer a wide range of terrains. Its fat tires provide superior grip and stability, allowing you to navigate effortlessly over various surfaces.



#### AVAILABLE COLORS

- Aqua Green
- Midnight Blue
- Black

960 WATT-HOUR

120 KM IN ECO MODE

500W MOTOR  
80NM TORQUE

36KG

20" \*4.0 WHEEL SIZE

FULL MUDGUARDS

LCD CONSOLE

5 LEVEL PEDAL ASSIST

## // SPECIFICATIONS

- ▶ Boasting a powerful rear-wheel motor and a large-capacity battery, the F20 delivers impressive torque and long-range performance, ensuring you can travel farther with ease. Whether you're navigating city streets or exploring off-road paths, the F20 offers a comfortable and efficient riding experience that adapts to your needs.

 <b>BATTERY</b>	Downtube-mounted 48V 20Ah advanced lithium-ion battery, superior weatherproofing. Up to a range of 200KM.	 <b>RIM</b>	20" double wall alloy rims.
 <b>RACK</b>	Heavy duty rear rack, 25kg load rated.	 <b>DISPLAY PANEL</b>	Centre-mounted C610E LCD console with 5 level Pedal assist.
 <b>BRAKE</b>	Dual piston hydraulic disc brakes, cut-off function, with 180mm rotors.	 <b>LIGHT</b>	Integrated front and rear light system, powered from the main battery
 <b>GEARS</b>	SHIMANO 8 speed 11-34T wide-range cassette with derailleur & shifter.	 <b>SEAT</b>	Smartmotion Comfort seat.
 <b>FRAME</b>	Folding frame with internal cable routing. Rear-mounted adjustable kickstand.	 <b>CABLES</b>	Marine-rated cables and plugs on all components for simple and quick servicing/replacement.
 <b>HANDLE BAR</b>	Straight handlebars, Folding, pitch and height adjustable.	 <b>MOTOR</b>	Smartmotion rear motor, 48V 500W high torque.
 <b>FORK</b>	RST 60mm suspension forks.	 <b>Front Cog</b>	48T chain ring with splined direct mount.
 <b>MUDGUARD</b>	Polypropylene wide - guards with heavy duty stays.	 <b>OPERATION</b>	Cadence sensor.
 <b>TYRE</b>	Arisun 20x4.0 puncture-proof fat tyre	 <b>WARRANTY</b>	2 year warranty on battery and motor, 3 year on frame, 12 months on all other components.

# Renegade

- ▶ The Renegade's timeless design exudes a sense of nostalgia, with its sleek and sophisticated appearance that will turn heads wherever you ride. But don't let its vintage-inspired aesthetics fool you – this bike is packed with modern features that elevate the riding experience.



## AVAILABLE COLORS

- Dazzling Violet
- Black

960 WATT-HOUR

100 KM IN ECO MODE

750W MOTOR  
85NM TORQUE

37KG

20"4.0 WHEEL SIZE

LCD CONSOLE



















FULL MUDGUARDS

5 LEVEL PEDAL ASSIST



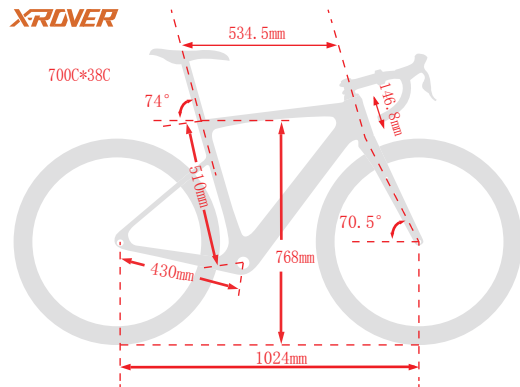
## // SPECIFICATIONS

- ▶ Powering the Renegade is a powerful 750W rear-mounted motor, delivering an impressive torque output for effortless acceleration and hill-climbing capabilities. Complementing this impressive performance is a massive 960Wh battery, providing an exceptional range of over 100 kilometers on a single charge.

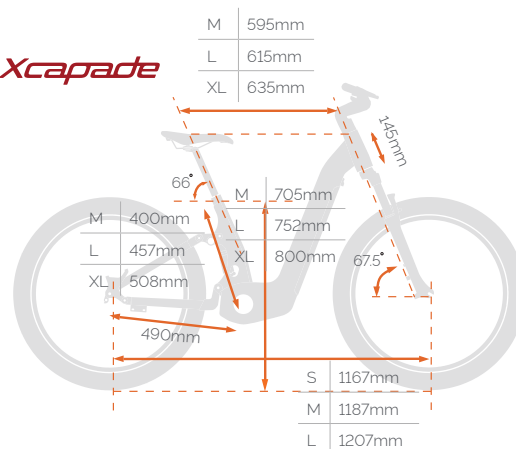
 <p><b>BATTERY</b></p>	48V 20Ah SAMSUNG-cells advanced integrated lithium-ion battery, superior weatherproofing.	 <p><b>RIM</b></p>	20" double wall alloy rims.
 <p><b>RACK</b></p>	Seat-integrated rear rack with battery in board.	 <p><b>DISPLAY PANEL</b></p>	Centre-mounted colour LCD console with 5 level Pedal assist.
 <p><b>BRAKE</b></p>	Dual piston hydraulic disc brakes, cut-off function, with 180mm rotors.	 <p><b>LIGHT</b></p>	Smartmotion integrated front and rear light system, powered from the main battery
 <p><b>GEARS</b></p>	9-speed Shimano derailleur / shifter, 11-36T cassette.	 <p><b>SEAT</b></p>	Leather Vintage Cushion.
 <p><b>FRAME</b></p>	Timeless design ultra-rigid hydroformed frame.	 <p><b>CABLES</b></p>	Marine-rated cables and plugs on all components for simple and quick servicing/replacement.
 <p><b>HANDLE BAR</b></p>	31.8mm tapered bar, 700mm width, 30mm rise.	 <p><b>MOTOR</b></p>	High-Torque 48V 750W 85Nm rear hub brushless motor.
 <p><b>FORK</b></p>	42mm suspension forks. .	 <p><b>Front Cog</b></p>	52T CNC front chain wheel.
 <p><b>MUDGUARD</b></p>	Polypropylene guards with heavy duty stainless steel stay.	 <p><b>OPERATION</b></p>	Cadence sensor.
 <p><b>TYRE</b></p>	Arisun 20x4.0 puncture-proof fat tyre.	 <p><b>WARRANTY</b></p>	2 year warranty on battery and motor, 3 year on frame, 12 months on all other components.

# Geometry.

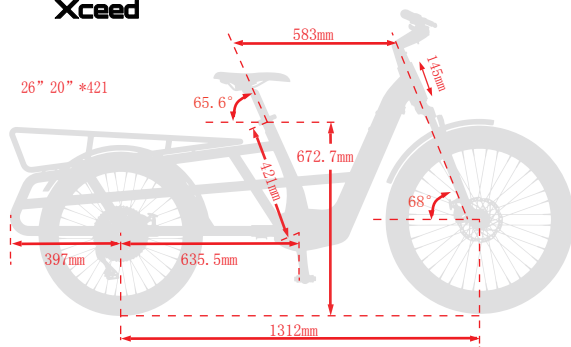
**XROVER**



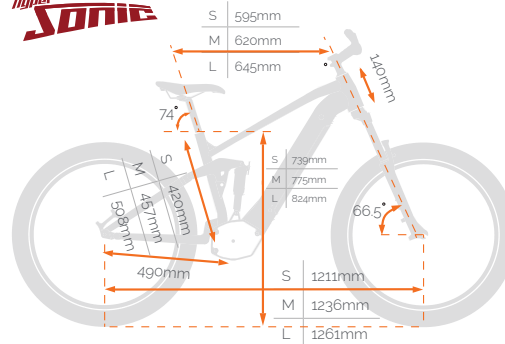
**Xcapade**



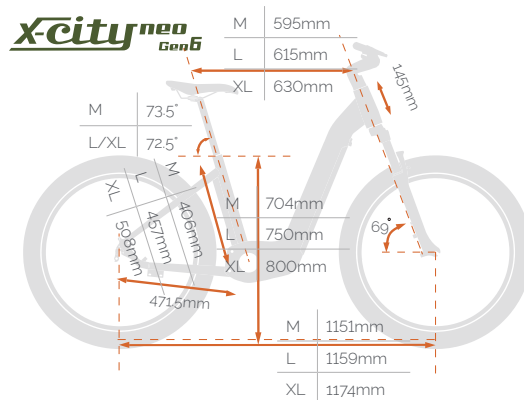
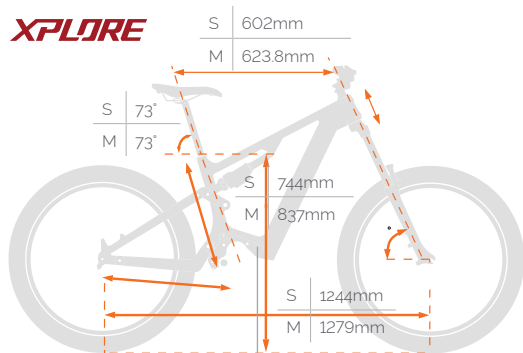
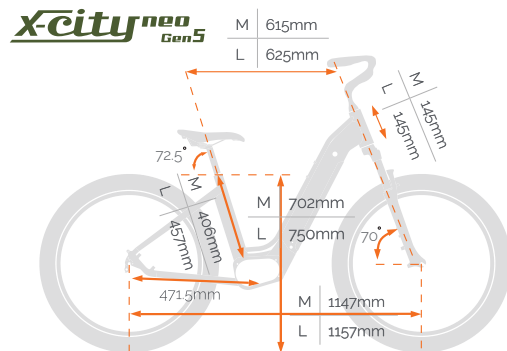
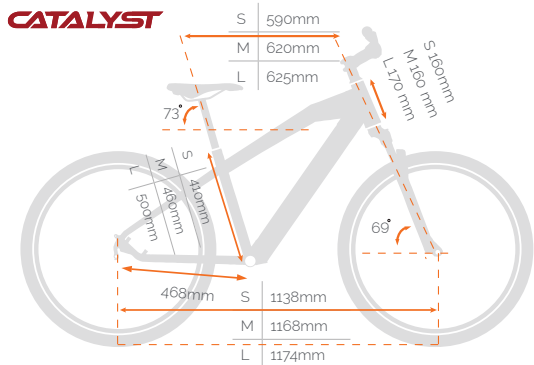
**Xceed**



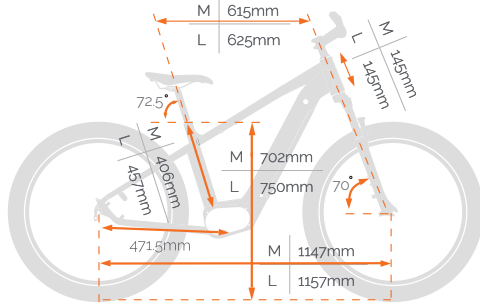
**Hyper SONIC**



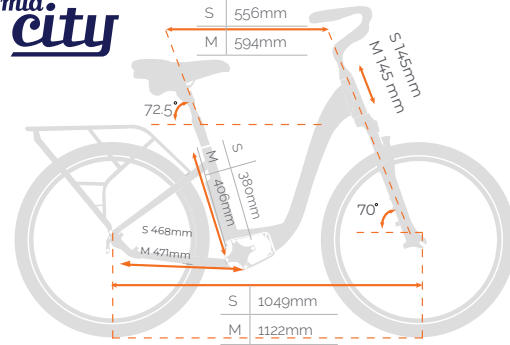
## // SPECIFICATIONS



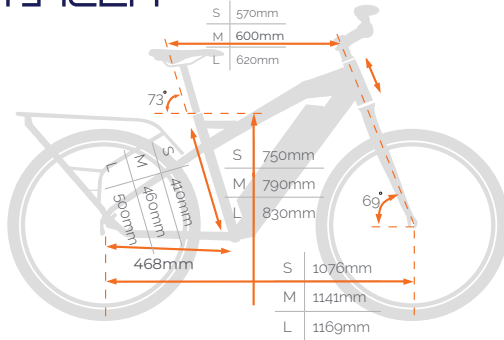
## X-urban



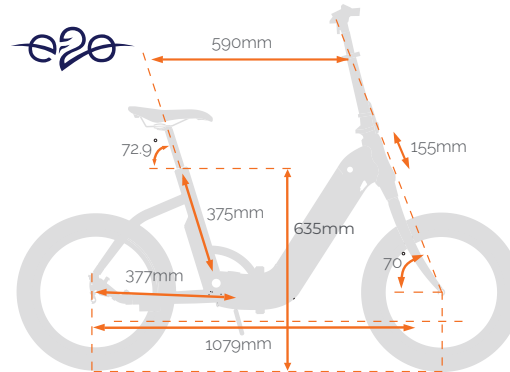
## mid city



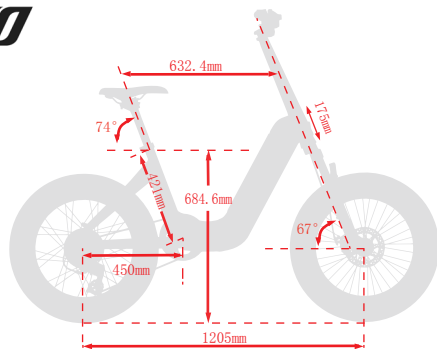
## PACER 4B



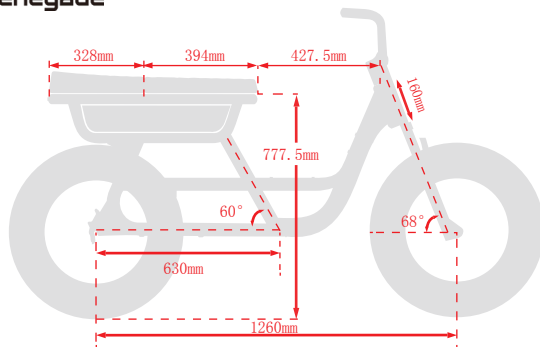
## e2o



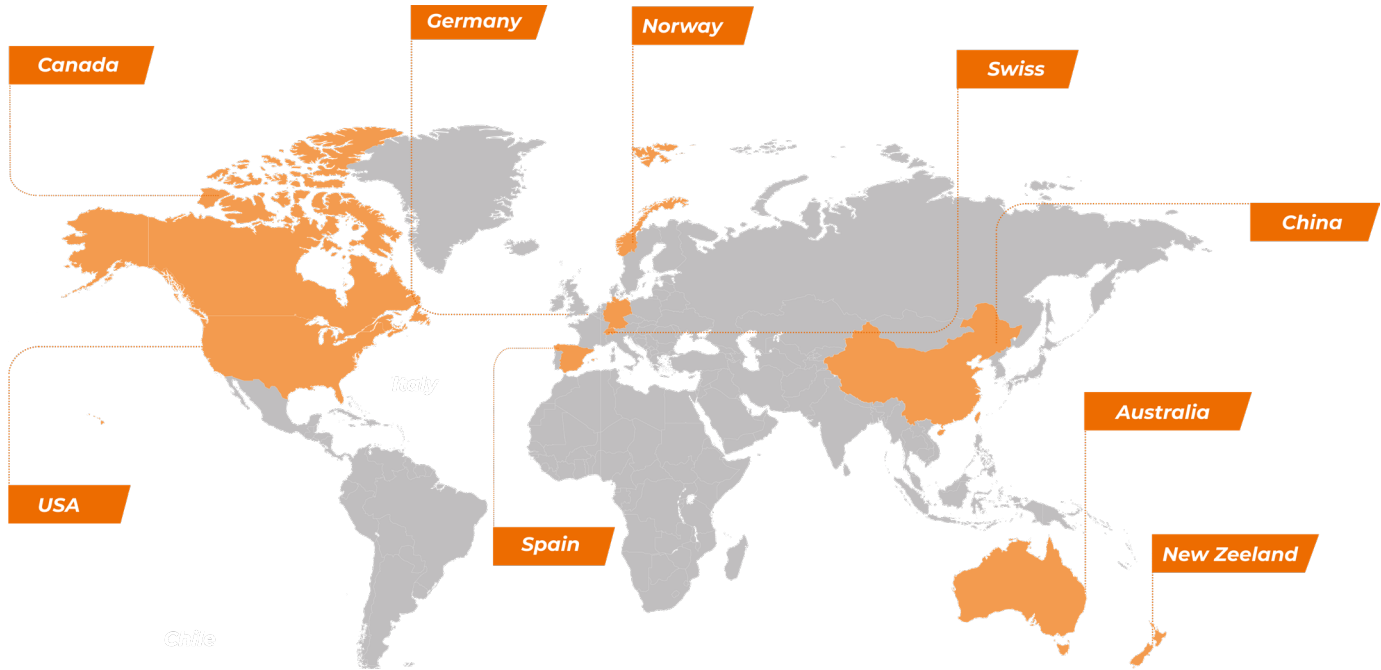
**R20**



**Renegade**



# Distributors.







CATALOGUE 2025© // SEE MORE ON

[www.smartmotionbikes.com](http://www.smartmotionbikes.com)



MEET US AT EUROBIKE

MESSE FRANKFURT

JULY 3 - 7 // 2024

HALL 9.0 A06



MEET US AT @smartmotionglobal