




SMARTMOTION

**CAT
ALO
GUE
2022**







INDEX

Welcome	4
Drive Systems	6
Freedom	8
Xcity Neo	10
Xurban	12
Xcity neo 24	14
Specifications	16
Transit	20
Pacer 48	22
Pacer GT	24
Midcity	26
E-20 Step thru	28
Specifications	30
Trail	34
Hypersonic	36
Catalyst	38
Specifications	40
Geometry	42
Distributors	46

WELCOME

Smartmotion is here to help you find a reason to ride

From our early beginnings, our mission has been to improve the lives of everyday people by making cycling fun and more accessible. So, our bikes are designed to enable you to get out and enjoy the world – whether you are a seasoned rider or haven't been on the saddle in decades!

Smartmotion helps bring the Kiwi lifestyle to the world through the bikes that we design and build. We believe that versatility and accessibility are key qualities that people value in electric bikes, so our core models are designed with a wide variety of uses in mind, from rail trails to city streets!

REA
SON
TO
RIDE





DRIVE SYSTEMS

Electric bikes have evolved to use either of two types of systems: Mid Drive (also known as Centre Drive) and Hub Drive (also known as Rear or front Drive), in reference to their respective motor positions. Each type has benefits and disadvantages, but we believe it's important to understand the differences so that your choice of e-bike is right for you.

Mid drive

Mid Drive systems are inbuilt into the frame of the bike, integrating power assist with the pedals and cranks. This means that the motor is working in direct combination with your pedalling input, where, unlike a Hub Drive system, using the gears can optimize the motor's most useful RPM ranges. Here, the rider is able to access the lowest drive ratios and so is able to access great assistance on extremely steep hills, permitting access to highly varied terrain. Their versatility makes Mid Drive systems a more popular choice, especially for off-road applications where the ability to use the full range of gears maximises battery efficiency (range). Mid Drive e-bikes are far more complex than Hub Drive e-bikes, with many more moving parts, making Mid Drive e-bikes normally found in a higher-price category.

Hub drive

Hub Drive systems work by exerting torque directly to the wheel. Motors in Smartmotion Hub Drive bikes are embedded into the centre of the wheel, where electrical energy is converted into torque for instant and direct application to turn the wheel, without intervention from the gear train (gears) or pedalling input. This means that the gears and pedalling input have no direct interaction with the motor, and the bike will only climb and provide assistance as fast as the motor is able to rotate, since it is a "fixed ratio". Hub Drive systems, however, are highly efficient, and easy to ride: and are often likened to driving an automatic car as opposed to driving a manual one. Hub Drive systems are best suited to urban environments, where their ease of use and efficiency can be best put to use.



Mid drive



Hub drive

FREEDOM

Live large and discover your next adventure

The Smartmotion Freedom range is all about getting as much from your electric bike as possible. Take control and ride anywhere: from rail trails to grocery runs, these bikes are designed to offer versatility, comfort and power in both off-road adventures and everyday life.

X-city^{neo}

X-urban

X-city^{neo 24}



X-city^{neo}

The X-City neo is the latest version of Smartmotion's all-time best selling electric bike, now featuring an integrated battery and more added features to help you to experience the very best of cycling from the ease and comfort of your X-City neo's saddle.



Frame-integrated
battery
saddle height



Low-step frame/
mid motor combo



Crossover tyres





Whether you are a novice rider or seasoned e-biker, the X-City neo was designed with ease of use and comfort in mind. The DAPU motor system integrates two types of sensors to adapt to your riding style, and includes an auxiliary throttle which can provide power on demand.

Resume



27.5" Wheel size




36V - 16Ah Battery

Colours

Teal
(Far left)

Sand
(Right)

Military green
(Left)



X-Urban

The perfect companion to the X-City neo: the X-Urban is built around the same DP motor and battery system, but offers a more forward and dynamic riding position, offering more control in difficult terrain.



Frame-integrated battery



High Torque mid motor



Crossover tyres





The X-Urban can double as a light-duty mountain bike, owing to its rigid frame, wide tyres and suspension fork, delivering a premium riding experience.

Resume



27.5" Wheel size



36V - 16Ah Battery

Colours

Teal
(Far left)

Sand
(Left)

Military green
(Right)



X-city neo 24

In a category of its own, the X-City neo 24 is a uniquely petite step-through e-bike designed for riders who are of a smaller height and build. Instead of offering XS frame sizes of the larger-wheel bikes, the X-City neo 24 adopts the 24" wheel to achieve minimum saddle height and proportions.



Frame-integrated
battery
saddle height



Low-step frame /
mid motor combo



Crossover tyres





24" Wheel size



36V - 12.8Ah Battery

Whether you are a novice rider or seasoned e-biker, the X-City neo 24 was designed with ease of use and comfort in mind.

The DP motor system integrates two types of sensors to adapt to your riding style, and includes an auxiliary throttle which can provide power on demand.

Resume



FULL
Mudguards



5 LEVEL
Pedal Assist




LCD CONSOLE



HIGH TORQUE
mid-motor

Colours

Teal
(Shown far left)



X-city neo



Teal



Sand



Army green



Battery

Downtube-mounted 36v16Ah "Sleek" advanced lithium-ion battery – superior weatherproofing.



Rack

Heavy duty rear rack, with 13.5mm rails and elastic for luggage. 25kg load rated.



Brake

Single piston hydraulic disc brakes, with 180mm rotors.



Gears

9 speed 11-36T wide-range cassette with derailleur & shifter.



Frame

Reinforced 6061 alloy low-step frame with reinforcing parallel top-tube and internal cable routing. Rear-mounted adjustable kickstand.



Handle bar

Semi 'cow-horn' comfort tapered 660mm handlebars for relaxed, upright ride posture. Adjustable 110mm headset, adjustable height and reach for different ride styles.



Fork

SR Suntour XCM 100mm suspension forks.



Mudguard

Polypropylene wide - guards with heavy duty stays.



Tyre

Schwalbe 27.5x2.25 Smart sam**.



Rim

27.5" 36H MT35 deep dish rims.



Display panel

Centre-mounted C800 colour LCD console with 5 level Pedal assist, trip meter, Pedaling RPM.



Light

Integrated front and rear light system, with large rear-facing red LED strips powered from the main battery



Seat

Selle-Royale Comfort seat, telescopic suspension seat-post.



Cables

Marine-rated Anerma cables and plugs on all components for simple and quick servicing/replacement.



Motor

DP compact, high torque mid-motor with 40T narrow-wide chain ring with splined direct mount.



Operation

Torque and Cadence sensor plus throttle.



Warranty

2 year warranty on battery and motor, 3 year on frame, 12 months on all other components.

X-turban




















Teal



Sand




















Army green

	Battery	Downtube-mounted 36v16Ah "Sleek" advanced lithium-ion battery – superior weatherproofing.		Tyre	Schwalbe 27.5x2.25 Smart sam**.
	Rack	Heavy duty rear rack, with 13.5mm rails and elastic for luggage. 25kg load rated.		Rim	27.5" 36H MT35 deep dish rims.
	Brake	Single piston hydraulic disc brakes, with 180mm rotors.		Display panel	Centre-mounted C800 colour LCD console with 5 level Pedal assist, trip meter, Pedaling RPM.
	Gears	9 speed 11-36T wide-range cassette with derailleur & shifter.		Light	Integrated front and rear light system, with large rear-facing red LED strips powered from the main battery
	Frame	Reinforced 6061 alloy low-step frame with reinforcing parallel top-tube and internal cable routing. Rear-mounted adjustable kickstand.		Seat	Selle-Royale Comfort seat, telescopic suspension seat-post.
	Handle bar	Straight tapered 740mm handlebars with rigid stem		Cables	Marine-rated Anerma cables and plugs on all components for simple and quick servicing/replacement.
	Fork	SR Suntour XCM 100mm suspension forks.		Motor	DP compact, high torque mid-motor with 40T narrow-wide chain ring with splined direct mount.
	Mudguard	Polypropylene wide - guards with heavy duty stays.		Operation	Torque and Cadence sensor plus throttle.
				Warranty	2 year warranty on battery and motor, 3 year on frame, 12 months on all other components.

X-city neo 24



Teal

	Battery	36v12.8Ah advanced lithium-ion battery – superior weatherproofing.		Tyre	Schwalbe Smart Sam 24x2.35, 50psi.
	Rack	Heavy duty rear rack with elastic for luggage.		Rim	24" double wall alloy rim.
	Brake	Single piston hydraulic disc brakes with 180mm rotors.		Display panel	Centre-mounted C800 colour LCD console with 5 level Pedal assist, trip meter, Pedaling RPM.
	Gears	9 speed 11-36T wide-range cassette with SHIMANO derailleur & shifter.		Light	Integrated front and rear light system,
	Frame	Reinforced alloy low-step, internal cable routing. Centre-mounted adjustable kickstand.		Seat	Smartmotion comfortable Seat.
	Handle bar	Semi 'cow-horn' comfort tapered 660mm handlebars for relaxed, upright ride posture.		Cables	Water resistant cable plugs on all components for simple and quick servicing / replacement.
	Fork	RST Gila 80mm alloy suspensions forks.		Motor	High torque mid-motor with 40T narrow-wide direct mount.
	Mudguard	Polypropylene guards with heavy duty stays.		Operation	Torque and Cadence sensor plus throttle.
				Warranty	2 year warranty on battery and motor, 3 year on frame, 12 months on all other components.

*Alternative components may be supplied until Shimano components are available

**Subject to availability

Note: due to overwhelmed global supply of bicycle parts, all specifications on Smartmotion bikes may be subject to change. Please consult your dealer for latest updates and clarification on current specification.



TRANSIT

Enhance the way you move

Electric bikes are the ultimate commute machine, and are a great solution for getting to and from your daily activities.

Smartmotion's Transit e-bikes pack in features that will help to make getting around fun and economical, while maximising safety and accessibility.

PACER⁴⁸

PACER^{GT}


mid.
city

e20



PACER⁴⁸

Prepare to attack the streets with the ultimate commuter e-bike. Being an early innovation of Smartmotion - the original Pacer is now reinvented with an all-new 48 volt system, providing more power, higher top speed and upgraded electronics.



Powerful rear hub motor



Integrated colour display



Frame mounted LED lightning



The year 2018, Smartmotion brings a bunch of firsts to your e-bike world. Designed for commuting, touring or your daily get about. Lightsaver system incorporated and other great features like high capacity rear carrier, USB charging, chain guard and kick stand.

Resume



27.5" Wheel size



48V - 12.8Ah Battery

Colours

Midnight blue
(Shown on right)

White
(Shown on left)



PACER^{GT}

The Pacer GT redefines smooth. All the commuting features of the popular Pacer, with a silent, silky smooth ride. Pacer GT provides belt drive system option, makes rider even more smooth and quite.



SHIMANO ALFINE inner 8 speed hub





Smooth Mid drive motor



Frame-integrated battery saddle height





-  27.5" Wheel size
-  36V - 14.5Ah Battery

Pacer GT has all the good qualities that Pacer was praised for, with ultimate Bafang Maxdrive motor and smooth drive system, pacer GT really smashed the market.

Resume



Colours

White
(Shown on left)



mid. city

Everything you have come to love about the E-City only mid drive! Easy to ride with unstoppable hill climbing and fantastic top speed. Super comfortable up-right seating position, low step over height, plush suspended seat.



High capacity battery



Smooth mid-drive motor



Front and Rear light system





Cruise the streets, commute, shop, explore. The Mid-City is ease, style and performance in one stunning electric bike.

Resume



27.5" Wheel size



36V - 15.6Ah Battery

Colours

Red
(Shown on above)

Black
(Shown on Far left)

White
(Shown on right)





Smartmotion's all-new E-20 is a compact folding electric bike that accommodates to those who need to stow their bike in tiny places.





Whether it's the boot, boat or box - the E-20's ease of storage and transport makes this bike unique and handy. The low-step frame also makes the E-20 easy to access and ride, and is perfect for short distance commutes and adventures where compactness is a benefit and very practical.

Resume



FULL
Mudguards



5 LEVEL
Pedal Assist



LCD CONSOLE



250w
Motor



20" Wheel size



36V - 12.8Ah Battery

Colours

Red

(Shown on right)

White

(Shown on left)

Midnight blue

(Shown on above)











PACER⁴⁸












White



Blue









	Battery	48V – 12.8Ah LG-cells advanced integrated lithium ion battery - superior weatherproofing.
	Rack	Heavy duty rear rack with elastic band for securing luggage.
	Brake	Hydraulic disc brakes with dual 180mm rotors.
	Gears	9-speed Shimano ALIVIO derailleur / shifter, Sunrace 11-36T cassette.
	Frame	Ultra-rigid hydroformed frame with tapered headtube and integrated display.
	Handle bar	31.8mm tapered bar, 700mm width, 30mm rise.
	Fork	Hydroformed alloy bladed fork .
	Mudguard	Polypropylene guards with heavy duty stainless steel stay.










	Tyre	27.5 x 2.0 Schwalbe Big Ben tyre.
	Rim	27.5" 36H MT35 deep dish rims.
	Display panel	Integrated flush mounted C800S HD colour LCD display.
	Light	High-viz Front and rear LED strip lights.
	Seat	Smartmotion Enduro Saddle.
	Cables	Juliet waterproof plugs, heavy duty nylon cables.
	Motor	High-Torque 500W rear hub brushless motor.
	Operation	Torque and cadence sensor, throttle compatible.
	Warranty	2 year warranty on battery and motor, 3 year on frame, 12 months on all other components.

PACER^{GT}



White

	Battery	Downtube-mounted 36v 14.5Ah advanced lithium-ion battery – superior weatherproofing.
	Rack	Heavy duty rear rack, with 13.5mm rails and elastic for luggage. 25kg load rated.
	Brake	Single piston hydraulic disc brakes, with 180mm rotors.
	Gears	Shimano Alfine 8-speed rear hub with Shimano shifter.
	Frame	Reinforced Folding 6061 alloy frame with internal cable routing. Rear-mounted adjustable kickstand.
	Handle bar	Straight tapered 740mm handlebars for relaxed, upright ride posture.
	Fork	Rigid Fork.
	Mudguard	Polypropylene guards with heavy duty stays.

	Tyre	Schwalbe 27.5x2.0 Big ben.
	Rim	27.5" Alloy double wall rims.
	Display panel	Integrated flush mounted C800S HD colour LCD display.
	Light	Integrated front and rear light system.
	Seat	Comfort seat, with seat-post.
	Cables	Marine-rated Anerma cables and plugs on all components for simple and quick servicing/replacement.
	Motor	Bafang compact 250W mid drive motor .
	Operation	Torque and cadence sensor plus throttle.
	Warranty	2 year warranty on battery and motor, 3 year on frame, 12 months other parts.

Note: due to overwhelmed global supply of bicycle parts, all specifications on Smartmotion bikes may be subject to change. Please consult your dealer for latest updates and clarification on current specification.

mid. city




















Black



Red



White

	Battery	36V – 15.6Ah Samsung advanced integrated lithium ion battery - superior weatherproofing.		Tyre	27.5 x 2.0 Schwalbe Big Ben tyre.
	Rack	Heavy duty rear rack with elastic band for securing luggage.		Rim	27.5" 36H MT35 deep dish rims.
	Brake	Hydraulic disc brakes with dual 180mm rotors.		Display panel	Integrated flush mounted LCD display.
	Gears	8-speed derailleur / shifter, 11-34T cassette.		Light	High-viz Front and rear LED strip lights.
	Frame	Ultra-rigid step-thru hydroformed alloy frame with tapered headtube.		Seat	Smartmotion comfortable Saddle.
	Handle bar	emi 'cow-horn' comfort tapered 660mm handlebars for relaxed, upright ride posture.		Cables	Juliet waterproof plugs, heavy duty nylon cables.
	Fork	SR Suntour XCM 80mm suspension forks.		Motor	DP High-Torque 250W mid-drive brushless motor.
	Mudguard	Polypropylene guards with heavy duty stainless steel stay.		Operation	Torque and cadence sensor, throttle compatible.
				Warranty	2 year warranty on battery and motor, 3 year on frame, 12 months on all other components.




















Red



White



Dark blue

	Battery	Downtube-mounted 36v 12.8Ah advanced lithium-ion battery – superior weatherproofing.		Tyre	Innova 20 x 2.0 street tyre.
	Rack	Heavy duty rear rack, with 13.5mm rails and elastic for luggage. 15kg load rated.		Rim	20" double wall alloy rims.
	Brake	Front and rear Disc brakes, with 160mm rotors.		Display panel	Centre-mounted LCD display console with 5 levels of pedal assist, trip meter.
	Gears	Sunrace* 7-speed 14-28T cassette with Sunrace derailleur & shifter.		Light	Integrated front and rear light system.
	Frame	Reinforced Folding 6061 alloy frame with internal cable routing. Rear-mounted adjustable kickstand.		Seat	Comfort seat,
	Handle bar	Folding, pitch and height adjustable.		Cables	Marine-rated Anerma cables and plugs on all components for simple and quick servicing/replacement.
	Fork	Rigid Fork.		Motor	Lightweight 250W hub-motor .
	Mudguard	Polypropylene guards with heavy duty stays.		Operation	Candence sensor plus throttle.
				Warranty	2 year warranty on battery and motor, 3 year on frame, 12 months other parts.

*Sunrace components will be supplied until Shimano components are available

**Subject to availability

Note: due to overwhelmed global supply of bicycle parts, all specifications on Smartmotion bikes may be subject to change. Please consult your dealer for latest updates and clarification on current specification.

TRAIL

Go beyond.

Trail riding has been revolutionized with the advent of electric mountain bikes (e-MTB).

What once appeared an intimidating climb and big day, can now be conquered by nearly anyone with an e-MTB setup. Smartmotion's Trail category is for those who want an e-bike that can handle more ambitious trail rides and aggressive riding.

hyper
SONIC

CATALYST



hyper SONIC

Smartmotion has always valued innovation - and our newest Hypersonic model carries this philosophy to a new level. The Hypersonic XC trail bike is optimized to bring you premium performance and character while delivering maximum possible value.



Frame-integrated battery
Keeps weight low &
central for the best ride.



Powerful MOTINOVA
Volans Plus
Mid-drive motor
with Smart Mode function.



140mm / 120mm
Front & rear travel air
coil suspension







Featuring fully customizable plush air forks and rear shock, 11-speed low-ratio gearing and powerful MOTINOVA mid-drive motor, the Hypersonic is designed to offer you a premium experience while meeting the budget.

Resumen



 27.5" Wheel size

 36V - 16Ah Battery

Colours

Black/Grey
(Shown left)

Blue
(Shown far left)



CATALYST

Designed in New Zealand by avid cyclists with the dream to integrate new technology and a great ride into one amazing bike



Frame-mounted battery
Keeps weight low &
central for the best ride.



Powerful rear hub
motor



Flush LCD display
integrated in top tube





The catalyst is specified to be a real mountain bike. Geometry, gear and suspension chosen to give a responsive ride. Time to make the ride up as gun as the ride down! Let the catalyst be your reason to ride again!

Resumen



 27.5" Wheel size

 48V - 12.8Ah Battery



Colours

Midnight blue
(Shown left)






















hyper SONIC



Black/Grey












Turquoise

	Battery	36V 16Ah/575Wh Frame-integrated with CANBus.		Tyre	Schwable Nobby Nic 27.5x2.6" MTB tyre
	Brake	Hydraulic Brake with 180mm rotors.		Rim	Black aluminium 27.5" double wall rim.
	Chainwheel	18T narrow wide alloy, 170mm crank		Spokes	Black Stainless spokes.
	Gears	LTWOO 11-50T 11-speed cassette.		hub	Alloy double sealed bearing 15X13GX36HX110W with thru-axle
	Chain	E11 Sport.		Derailleur	ltwoo RD-A11-X CS50T 11-speed derailleur and shifter.
	Stem	Front load 28.6x50x31.8mm, H=45mm.		Display panel	Multifunction full colour LCD system including cadence rpm, speed, avg speed, max speed, trip, battery level, Temperature of motor and battery.
	Head set	Neco integrated tapered.		Motor	MOTINOVA mid-drive 250w with CANBus.
	Shock	Exaform 588RL 190x50mm air shock, 50mm travel with rebound and lockout.		Operation	Torque sensor with Smart mode, throttle optional (not included).
	Frame	27.5" soft tail aluminium frame, 16", 18" and 20" frame size options.		Warranty	2 year warranty on battery and motor, 3 year on frame, 12 months other parts.
	Seat	Smartmotion Enduro Saddle. 31.6mm Seat Post.			
	Handle bar	Alloy MTB Handlebar 780mm x 22.2mm outer diameter, 31.8mm inner diameter, 30mm rise.			
	Fork	Smartmotion 140mm travel air suspension fork with rebound and air lockout adjustment.			

CATALYST



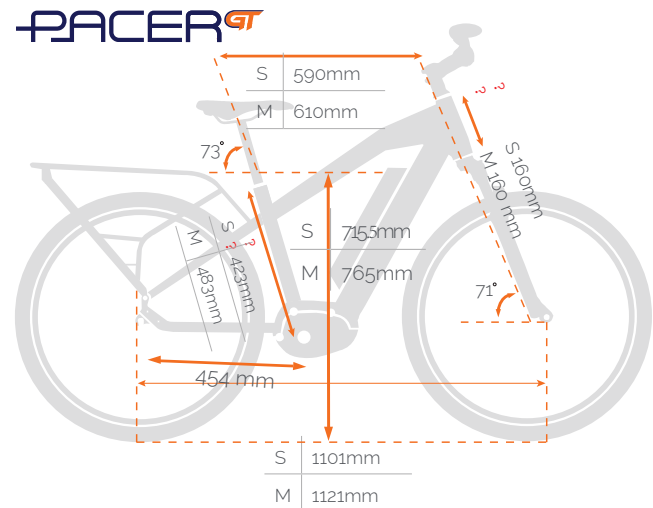
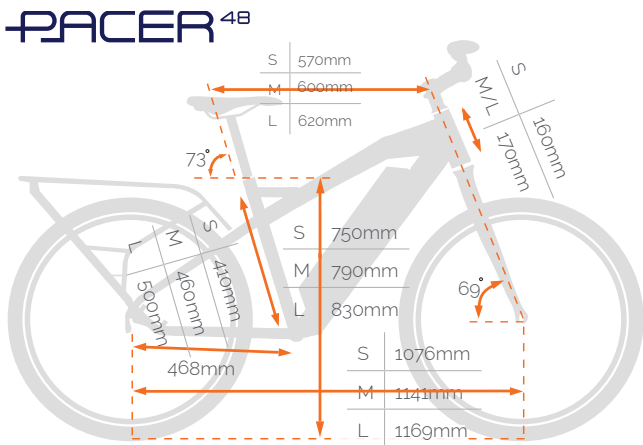
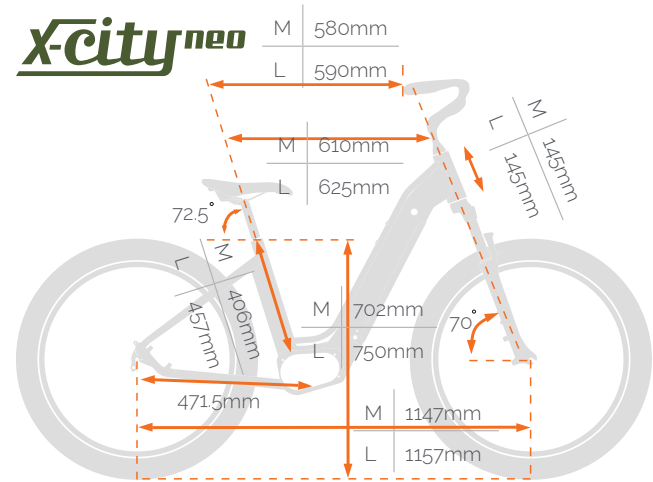
Black/Grey

	Battery	48V 12.8Ah/615Wh Frame-mounted sport battery		Tyre	Schwable Nobby Nic 27.5x2.25" MTB tyre
	Brake	Hydraulic Brake with 180mm rotors.		Rim	MT MTSC35D Black aluminium 27.5" rim.
	Chainwheel	42T narrow wide alloy, 170mm crank		Spokes	SDL SUS304 Black Stainless 13G spokes.
	Gears	12-36T 9-speed cassette.		Front hub	Quanta KT-SN3F
	Chain	X9 Sport.		Derailleur	9-speed alloy derailleur and shifter.
	Stem	Front load 28.6x41.8-52x39.8mm,		Display panel	Multifunction full colour LCD system including cadence rpm, speed, avg speed, max speed, trip, battery level.
	Head set	Neco integrated tapered.		Motor	High torque brushless 500W hub motor.
	Frame	27.5" Low step aluminium frame with integrated controller and LCD.		Operation	Torque and cadence sensor, throttle compatible.
	Seat	Smartmotion Enduro Saddle. 31.6mm Seat Post.		Warranty	2 year warranty on battery and motor, 3 year on frame, 12 months other parts.
	Handle bar	Alloy MTB Handlebar 31.8mm x 720mm 30mm rise.			
	Fork	SR suntour XCM 120mm travel, coil adjuster, lock out function.			

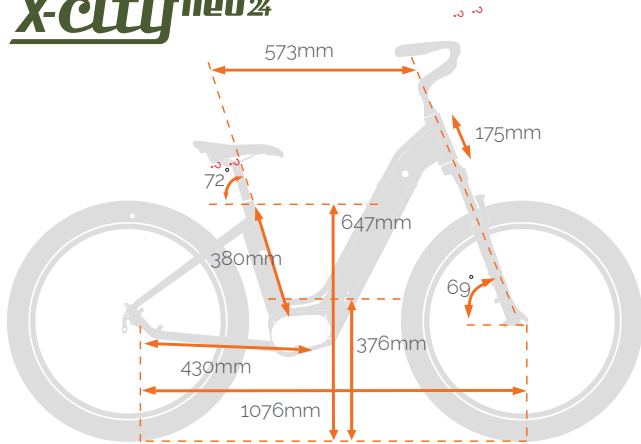
GEOMETRY

Easy ride with Smartmotion

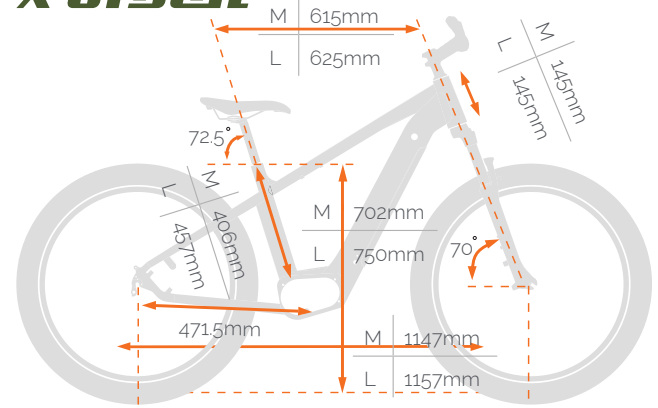
Smartmotion has always valed innovation, While constantly innovating, we also pay attention to various details of every inch, Geometry is one of the most important part. Every smartmotion bikes is our pride and joy.



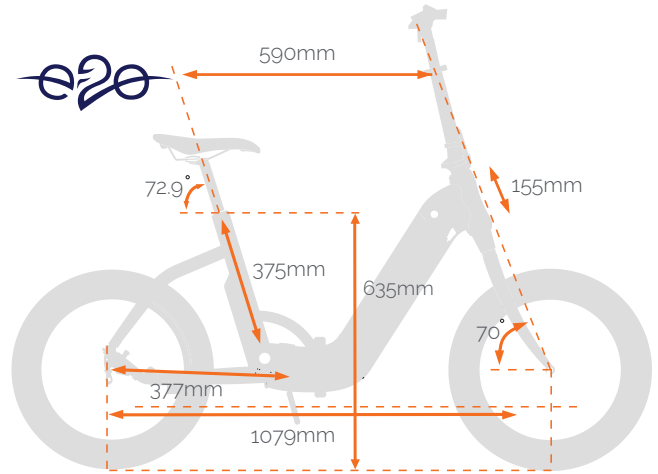
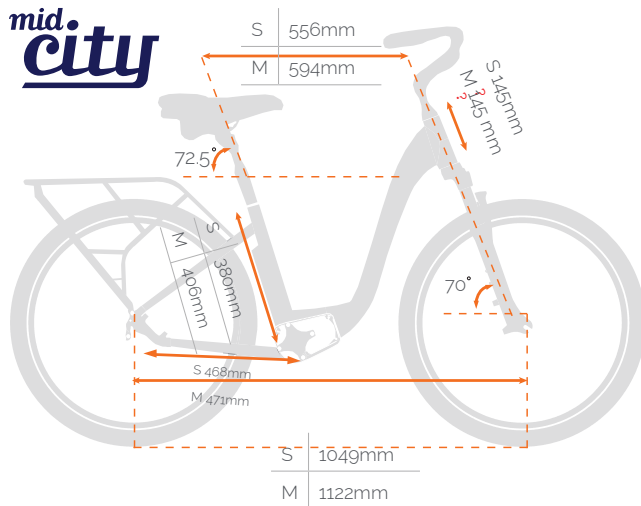
X-city neo 24



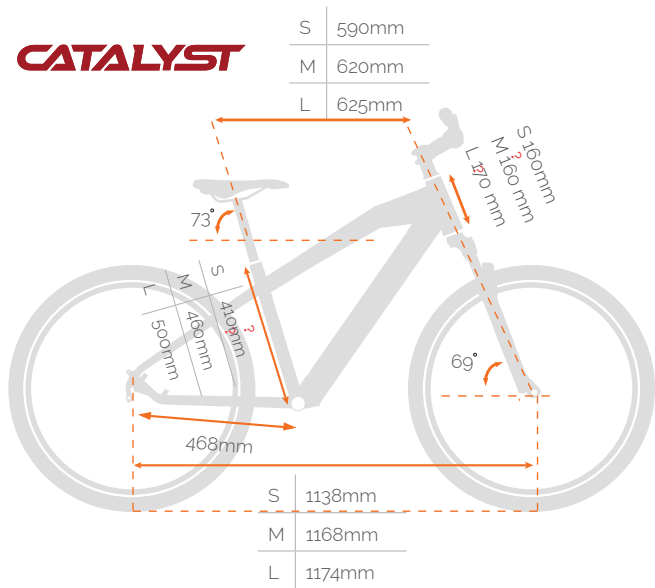
X-urban



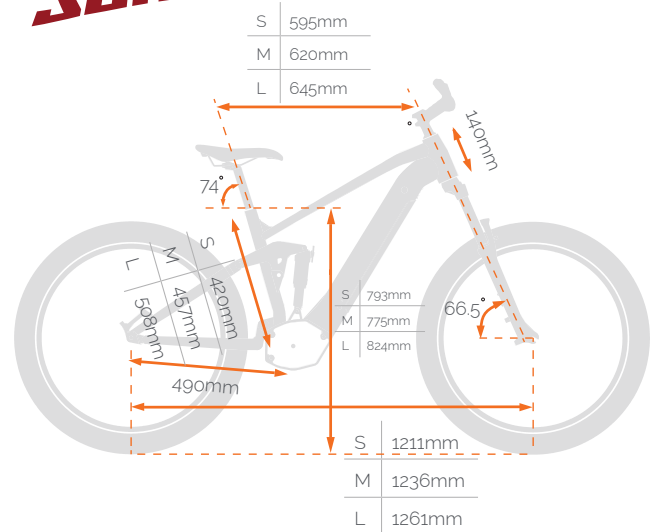
mid city



CATALYST



hyper JONIC





DISTRIBUTORS

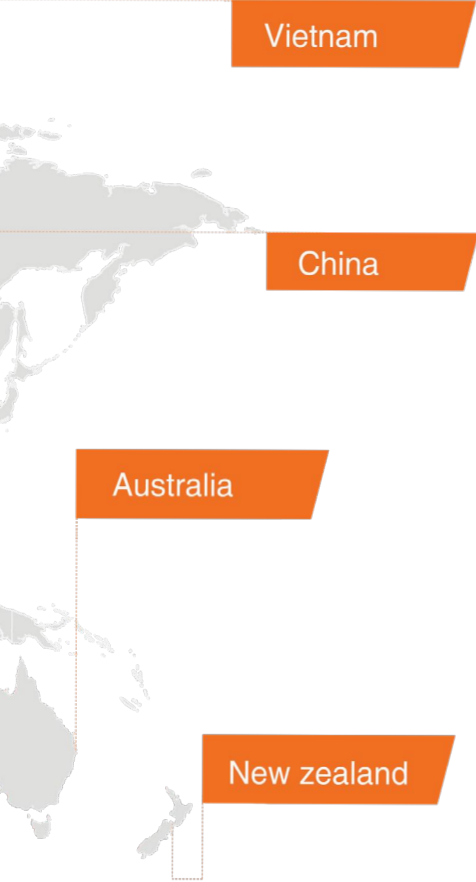
Canada

Norway

USA

Chile







SMARTMOTION

www.smartmotionbikes.com

